

**POTOMAC AND RAPPAHANNOCK
TRANSPORTATION COMMISSION**

RESOLUTION

MOTION: _____

**RESOLUTION NO. 09-06-____
OFFICIAL COMMISSION MEETING
JUNE 4, 2009**

SECOND: _____

**RE: ACCEPTANCE OF THE POTOMAC AND RAPPAHANNOCK
TRANSPORTATION COMMISSION MONTHLY JURISDICTIONAL
FINANCIAL REPORT FOR THE PERIOD ENDED MARCH 31, 2009**

WHEREAS, a financial report for each jurisdiction is prepared each month for presentation to the Potomac and Rappahannock Transportation Commission; and

WHEREAS, this report supplies information on the current month and year-to-date motor fuel tax collections; earned interest, other revenues, state administration cost, expenditures, transfers and encumbrances; and

WHEREAS, this information covers the Potomac and Rappahannock Transportation Commission as a whole, as well as each separate jurisdiction.

NOW, THEREFORE, BE IT RESOLVED that the Potomac and Rappahannock Transportation Commission does hereby accept the Jurisdictional Financial Report for the period ended March 31, 2009 as presented/amended.

**Fuel Tax Revenues
Budget to Actual
Nine Months Ended March 2009**

	FY09 YTD Budget	FY09 YTD Actual	Variance %	Variance \$
Prince William County	7,668,705	8,801,041	15%	1,132,336
Stafford	2,603,197	2,670,861	3%	67,664
Manassas	958,271	1,079,625	13%	121,354
Manassas Park	552,116	700,365	27%	148,249
Fredericksburg	910,040	1,039,664	14%	129,624
Total	12,692,329	14,291,556	13%	1,599,227

MONTHLY FINANCIAL REPORT FOR ALL JURISDICTIONS
FOR THE NINE MONTHS ENDING MARCH 31, 2009

FY09 Beginning Fund Balance		\$ 34,006,365.12 (1)
	<u>Current Month</u>	<u>Year To Date</u>
Gross Tax Revenue	\$ 1,212,233.54	\$ 14,374,316.57
Less: State Admin. Cost	\$ (8,973.85)	\$ (82,760.35)
Net Tax Revenue	\$ 1,203,259.69	\$ 14,291,556.22
Interest from Investment	\$ 18,212.09	\$ 389,919.09
Total Tax & Investment Revenue	\$ 1,221,471.78	\$ 14,681,475.31
Expenditures/Transfers	\$ (712,836.00)	\$ (28,121,209.99)
Transfer from PWC	\$ -	\$ -
Transfer from Debt Service Reserve for Rail Cars	\$ -	\$ 310,583.00
Reimbursement from Other Governments	\$ -	\$ 62,922.00
PRTC Operating Fund Balance	\$ -	\$ 2,374,585.00
FUND BALANCE (BEFORE UNEXPENDED ADOPTED RESOLUTIONS) PLUS YEAR TO DATE REVENUE LESS EXPENDITURES		<u>\$ 23,314,720.44</u>
FY09 Projected 2% Motor Fuel Revenue (for remainder of fiscal year)		\$ 2,631,547.78
FY09 Projected State Debt Service Grant (for remainder of fiscal year)		\$ 451,168.00
LESS: Unexpended Adopted Resolutions		\$ (5,457,425.98) (*)
Other Financing Sources/(Uses) Claims and Judgments	-	-
Jurisdictional Reimbursement	<u>\$0.00</u>	<u>\$0.00</u>
Total Projected Unencumbered Balance		<u>\$ 20,940,010.24 (2)</u>

ADOPTED RESOLUTIONS	AMOUNT	EXPENDITURES	BALANCE
06-05-05	\$ 704,437.50 (1)	\$ -	\$ 704,437.50
06-06-09	\$ 400,000.00 (1)	\$ 400,000.00	\$ -
06-09-08	\$ 94,749.49 (1)	\$ 94,749.49	\$ -
06-09-09	\$ 385,507.00 (1)	\$ -	\$ 385,507.00
07-02-05	\$ 474,065.98 (1)	\$ -	\$ 474,065.98
07-07-09	\$ 450,000.00 (1)	\$ -	\$ 450,000.00
08-02-05	\$ 300,000.00 (1)	\$ 196,787.00	\$ 103,213.00
08-02-06	\$ 393,904.00 (1)	\$ 18,988.00	\$ 374,916.00
08-06-07	\$ 11,475,089.00 (1a)	\$ 11,475,089.00	\$ -
08-06-07	\$ 173,000.00 (1a)	\$ -	\$ 173,000.00
08-06-08	\$ 874,235.00 (1a)	\$ 874,235.00	\$ -
08-06-09	\$ 646,421.00 (1a)	\$ 619,637.50	\$ 26,783.50
08-06-10	\$ 50,049.00 (1a)	\$ 29,344.00	\$ 20,705.00
08-06-11	\$ 223,784.00 (1a)	\$ 223,784.00	\$ -
08-06-12/09-01-05	\$ 275,000.00 (1a)	\$ -	\$ 275,000.00
08-06-13	\$ 450,000.00 (1a)	\$ -	\$ 450,000.00
08-06-17	\$ 12,307,236.00 (1a)	\$ 12,307,236.00	\$ -
08-07-05	\$ 50,000.00	\$ -	\$ 50,000.00
08-09-07	\$ 138,634.00	\$ 138,634.00	\$ -
08-10-05	\$ 154,600.00	\$ 154,600.00	\$ -
08-10-06	\$ 101,000.00	\$ 101,000.00	\$ -
08-11-05	\$ 35,000.00	\$ -	\$ 35,000.00
08-11-06/09-01-06	\$ 530,000.00	\$ 264,000.00	\$ 266,000.00
09-01-05	\$ 425,000.00	\$ -	\$ 425,000.00
09-01-07	\$ 500,000.00	\$ -	\$ 500,000.00
09-02-05	\$ 467,112.00	\$ 467,112.00	\$ -
09-02-06	\$ 448,524.00	\$ 448,524.00	\$ -
09-03-05	\$ 307,490.00	\$ 307,490.00	\$ -
09-05-05	\$ 350,000.00	\$ -	\$ 350,000.00
09-05-06	\$ 393,798.00	\$ -	\$ 393,798.00
Total	<u>\$ 33,578,635.97</u>	<u>\$ 28,121,209.99</u>	<u>\$ 5,457,425.98 (*)</u>


(1) Remaining balance @ 6/30/08 (1a) June 2008 resolution for FY09 expenditures

(2) Projected Unencumbered Balance equals Fund Balance plus FY09 Projected Revenue
(for remainder of fiscal year) minus Unexpended Adopted Resolutions, plus Other Financing Sources.

(*) Resolutions which have been encumbered will not be expended until funds become available.

PRTC NET FUEL TAX COLLECTIONS

FY08 and FY09



MONTHLY FINANCIAL REPORT FOR PRINCE WILLIAM COUNTY
FOR THE NINE MONTHS ENDING MARCH 31, 2009

FY09 Beginning Fund Balance		<u>\$ 18,876,472.71 (1)</u>
	<u>Current Month</u>	<u>Year To Date</u>
Gross Tax Revenue	\$ 802,453.67	\$ 8,852,368.39
Less: State Admin. Cost	\$ (5,940.36)	\$ (51,327.03)
Net Tax Revenue	\$ 796,513.31	\$ 8,801,041.36
Interest from Investment	\$ 7,730.52	\$ 193,984.50
Total Tax & Investment Revenue	\$ 804,243.83	\$ 8,995,025.86
Expenditures/Transfers	\$ (405,346.00)	\$ (20,008,734.50)
Transfer from PWC	\$ -	\$ -
Transfer from Debt Service Reserve for Rail Cars	\$ -	\$ 310,583.00
Reimbursement from Other Governments (State Debt Service Grant)	\$ -	\$ 62,922.00
PRTC Operating Fund Balance	\$ -	\$ 2,226,098.00
FUND BALANCE (BEFORE UNEXPENDED ADOPTED RESOLUTIONS)		
PLUS YEAR TO DATE REVENUE LESS EXPENDITURES		<u>\$ 10,462,367.07</u>
FY09 Projected 2% Motor Fuel Revenue (for remainder of fiscal year)		1,423,898.64
FY09 Projected State Debt Service Grant (for remainder of fiscal year)		451,168.00
LESS: Unexpended Adopted Resolutions		\$ (302,996.50) (*)
Other Financing Sources/(Uses)		
Claims and Judgments	0.00	-
Jurisdictional Reimbursement	<u>\$0.00</u>	<u>\$0.00</u>
Total Projected Unencumbered Balance		<u>\$ 12,034,437.21 (2)</u>

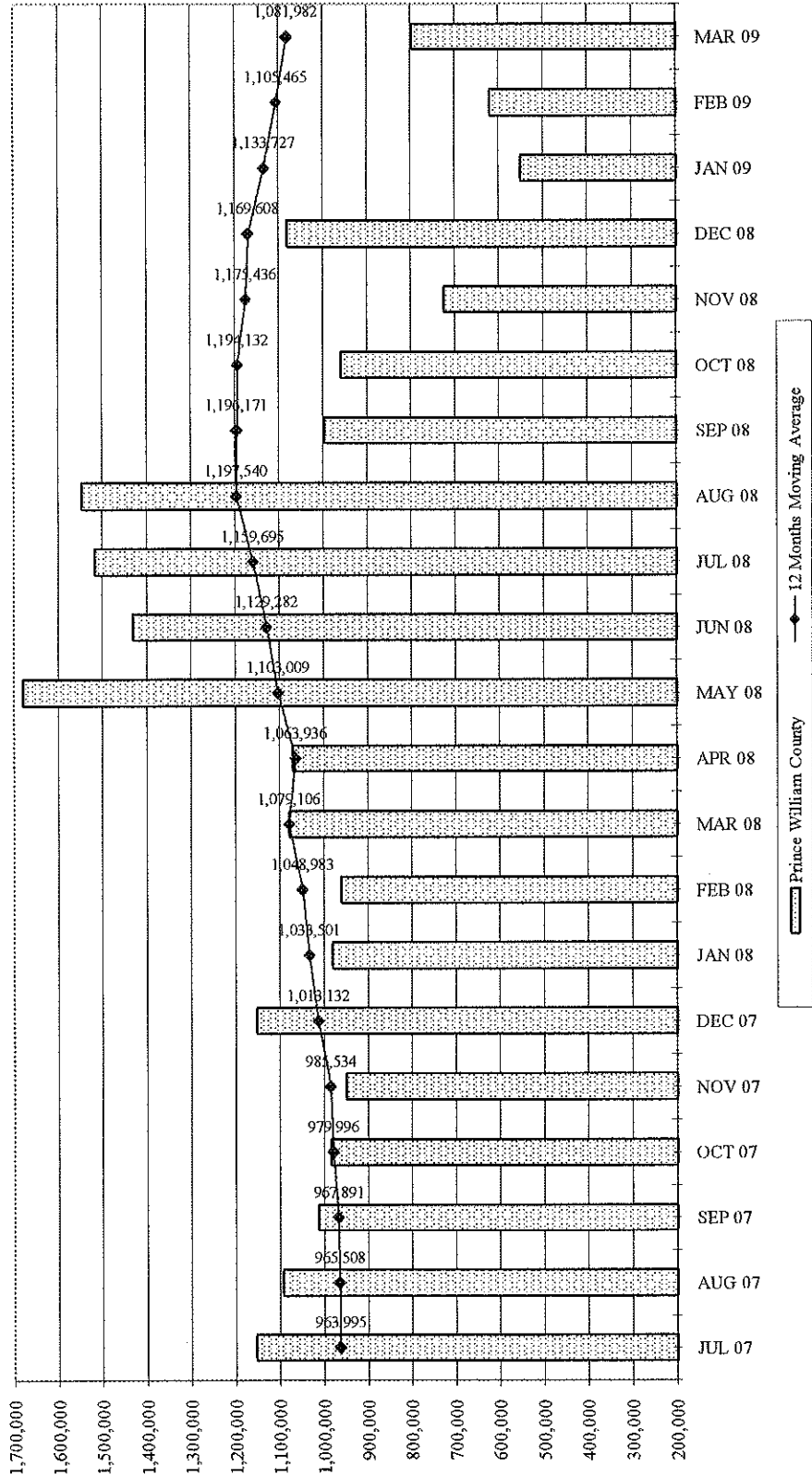
<u>ADOPTED RESOLUTIONS</u>	<u>AMOUNT</u>	<u>EXPENDITURES</u>	<u>BALANCE</u>
08-02-05	\$ 300,000.00 (1)	\$ 196,787.00	\$ 103,213.00
08-06-07	\$ 6,511,839.00 (1a)	\$ 6,511,839.00	\$ -
08-06-07	\$ 173,000.00 (1a)		\$ 173,000.00
08-06-08	\$ 874,235.00 (1a)	\$ 874,235.00	\$ -
08-06-09	\$ 646,421.00 (1a)	\$ 619,637.50	\$ 26,783.50
08-06-17	\$ 11,806,236.00 (1a)	\$ 11,806,236.00	\$ -
	<u>\$ 20,311,731.00</u>	<u>\$ 20,008,734.50</u>	<u>\$ 302,996.50 (*)</u>

(1) Remaining balance @ 6/30/08 (1a) June 2008 resolution for FY09 expenditures

(2) Projected Unencumbered Balance equals Fund Balance plus FY09 Projected Revenue
(for remainder of fiscal year) minus Unexpended Adopted Resolutions, plus Other Financing Sources.

(*) Resolutions which have been encumbered will not be expended until funds become available.

PRTC NET FUEL TAX COLLECTIONS FY08 and FY09



MONTHLY FINANCIAL REPORT FOR STAFFORD COUNTY
FOR THE NINE MONTHS ENDING MARCH 31, 2009

FY09 Beginning Fund Balance \$ 4,456,732.92 (1)

	<u>Current Month</u>	<u>Year To Date</u>
Gross Tax Revenue	\$ 212,049.93	\$ 2,686,213.83
Less: State Admin. Cost	\$ (1,569.75)	\$ (15,352.72)
Net Tax Revenue	\$ 210,480.18	\$ 2,670,861.11
Interest from Investment	\$ 2,215.99	\$ 49,534.26
Total Tax & Investment Revenue	\$ 212,696.17	\$ 2,720,395.37
Expenditures/Transfers	\$ (307,490.00)	\$ (4,239,833.00)
Reimbursement From Other Governments	\$ -	\$ -
PRTC Operating Fund Balance	\$ -	\$ 42,200.00
FUND BALANCE (BEFORE UNEXPENDED ADOPTED RESOLUTIONS)		
PLUS YEAR TO DATE REVENUE LESS EXPENDITURES		<u>\$ 2,979,495.29</u>
FY09 Projected 2% Motor Fuel Revenue (for remainder of fiscal year)		800,067.89
LESS: Unexpended Adopted Resolutions		\$ (393,798.00) (*)
Other Financing Sources/(Uses)		
Claims and Judgments	\$0.00	\$0.00
Jurisdictional Reimbursement	<u>\$0.00</u>	<u>\$0.00</u>
Total Projected Unencumbered Balance		<u>\$ 3,385,765.18 (2)</u>

<u>ADOPTED RESOLUTIONS</u>	<u>AMOUNT</u>		<u>EXPENDITURES</u>	<u>BALANCE</u>
08-06-07	\$ 2,974,507.00 (1a)		\$ 2,974,507.00	\$ -
08-06-17	\$ 42,200.00 (1a)		\$ 42,200.00	\$ -
09-02-05	\$ 467,112.00		\$ 467,112.00	\$ -
09-02-06	\$ 448,524.00		\$ 448,524.00	\$ -
09-03-05	\$ 307,490.00		\$ 307,490.00	\$ -
09-05-06	\$ 393,798.00		\$ -	\$ 393,798.00
Total	<u>\$ 4,633,631.00</u>		<u>\$ 4,239,833.00</u>	<u>\$ 393,798.00 (*)</u>

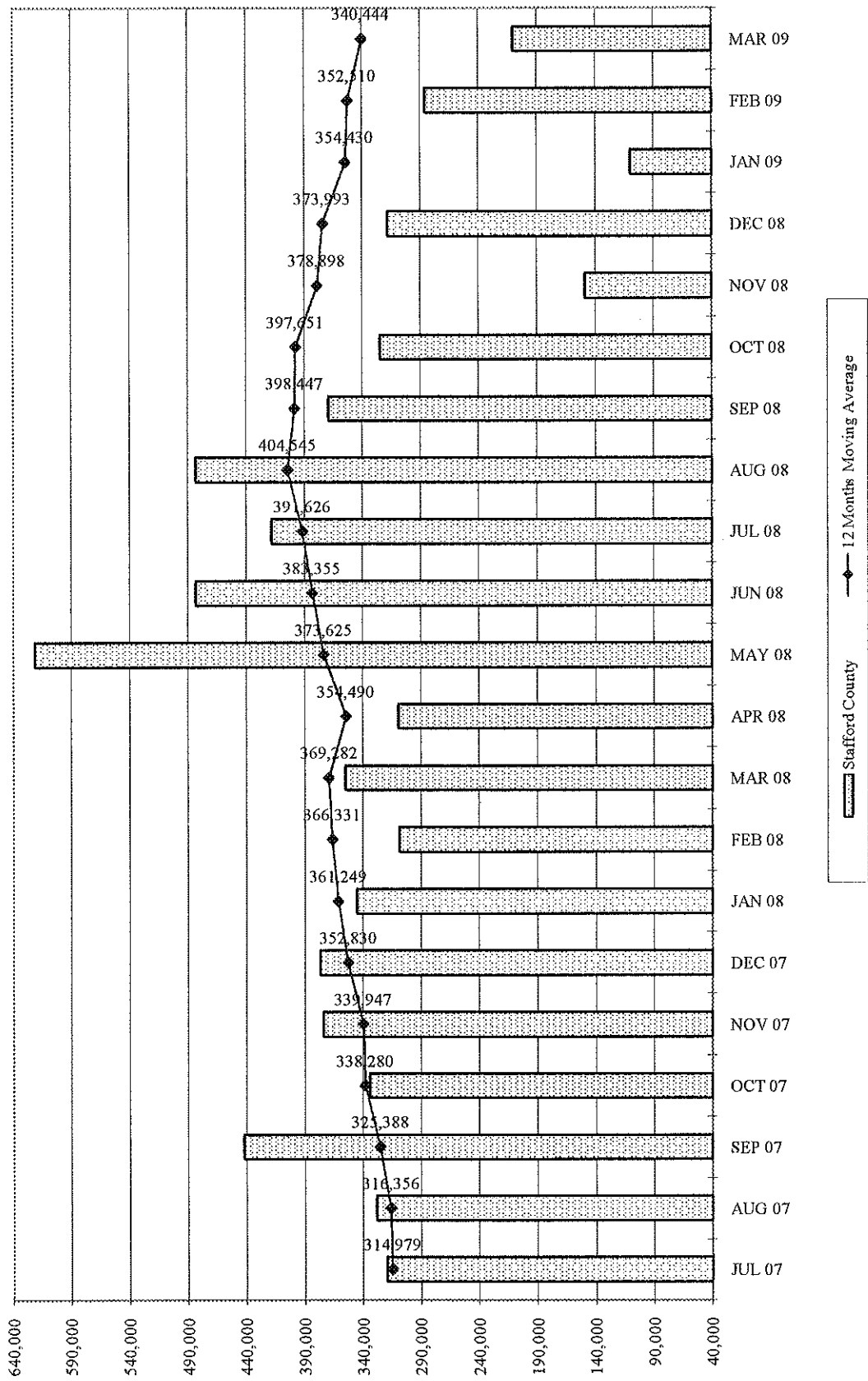
(1) Remaining balance @ 6/30/08 (1a) June 2008 resolution for FY09 expenditures

(2) Projected Unencumbered Balance equals Fund Balance plus FY09 Projected Revenue
(for remainder of fiscal year) minus Unexpended Adopted Resolutions, plus Other Financing Sources.

(*) Resolutions which have been encumbered will not be expended until funds become available.

PRTC NET FUEL TAX COLLECTIONS

FY08 and FY09



MONTHLY FINANCIAL REPORT FOR CITY OF MANASSAS
FOR THE NINE MONTHS ENDING MARCH 31, 2009

FY09 Beginning Fund Balance		<u>\$ 2,822,001.89</u> (1)
	Current Month	Year To Date
Gross Tax Revenue	\$ 96,706.28	\$ 1,086,034.22
Less: State Admin. Cost	\$ (715.89)	\$ (6,409.10)
Net Tax Revenue	\$ 95,990.39	\$ 1,079,625.12
Interest from Investment	\$ 1,489.94	\$ 31,843.98
Total Tax & Investment Revenue	\$ 97,480.33	\$ 1,111,469.10
Expenditures/Transfers	\$ -	\$ (2,074,074.49)
Reimbursement From Other Governments (State Grant)	\$ -	\$ -
PRTC Operating Fund Balance	\$ -	\$ 58,127.00
FUND BALANCE (BEFORE UNEXPENDED ADOPTED RESOLUTIONS)		
PLUS YEAR TO DATE REVENUE LESS EXPENDITURES		<u>\$ 1,917,523.50</u>
FY09 Projected 2% Motor Fuel Revenue (for remainder of fiscal year)		198,068.88
LESS: Unexpended Adopted Resolutions		\$ (1,371,705.00) (*)
Other Financing Sources/(Uses)		
Claims and Judgments	\$0.00	\$0.00
Jurisdictional Reimbursement	\$0.00	\$0.00
Total Projected Unencumbered Balance		<u>\$ 743,887.38</u> (2)

ADOPTED RESOLUTIONS	AMOUNT	EXPENDITURES	BALANCE
06-09-08	\$ 94,749.49 (1)	\$ 94,749.49	\$ -
08-06-07	\$ 938,897.00 (1a)	\$ 938,897.00	\$ -
08-06-10	\$ 50,049.00 (1a)	\$ 29,344.00	\$ 20,705.00
08-06-11	\$ 223,784.00 (1a)	\$ 223,784.00	\$ -
08-06-12/09-01-05	\$ 275,000.00 (1a)	\$ -	\$ 275,000.00
08-06-17	\$ 267,700.00 (1a)	\$ 267,700.00	\$ -
08-10-05	\$ 154,600.00	\$ 154,600.00	\$ -
08-10-06	\$ 101,000.00	\$ 101,000.00	\$ -
08-11-05	\$ 35,000.00	\$ -	\$ 35,000.00
08-11-06/09-01-06	\$ 530,000.00	\$ 264,000.00	\$ 266,000.00
09-01-05	\$ 425,000.00	\$ -	\$ 425,000.00
09-05-05	\$ 350,000.00	\$ -	\$ 350,000.00
Total	<u>\$ 3,445,779.49</u>	<u>\$ 2,074,074.49</u>	<u>\$ 1,371,705.00</u> (*)

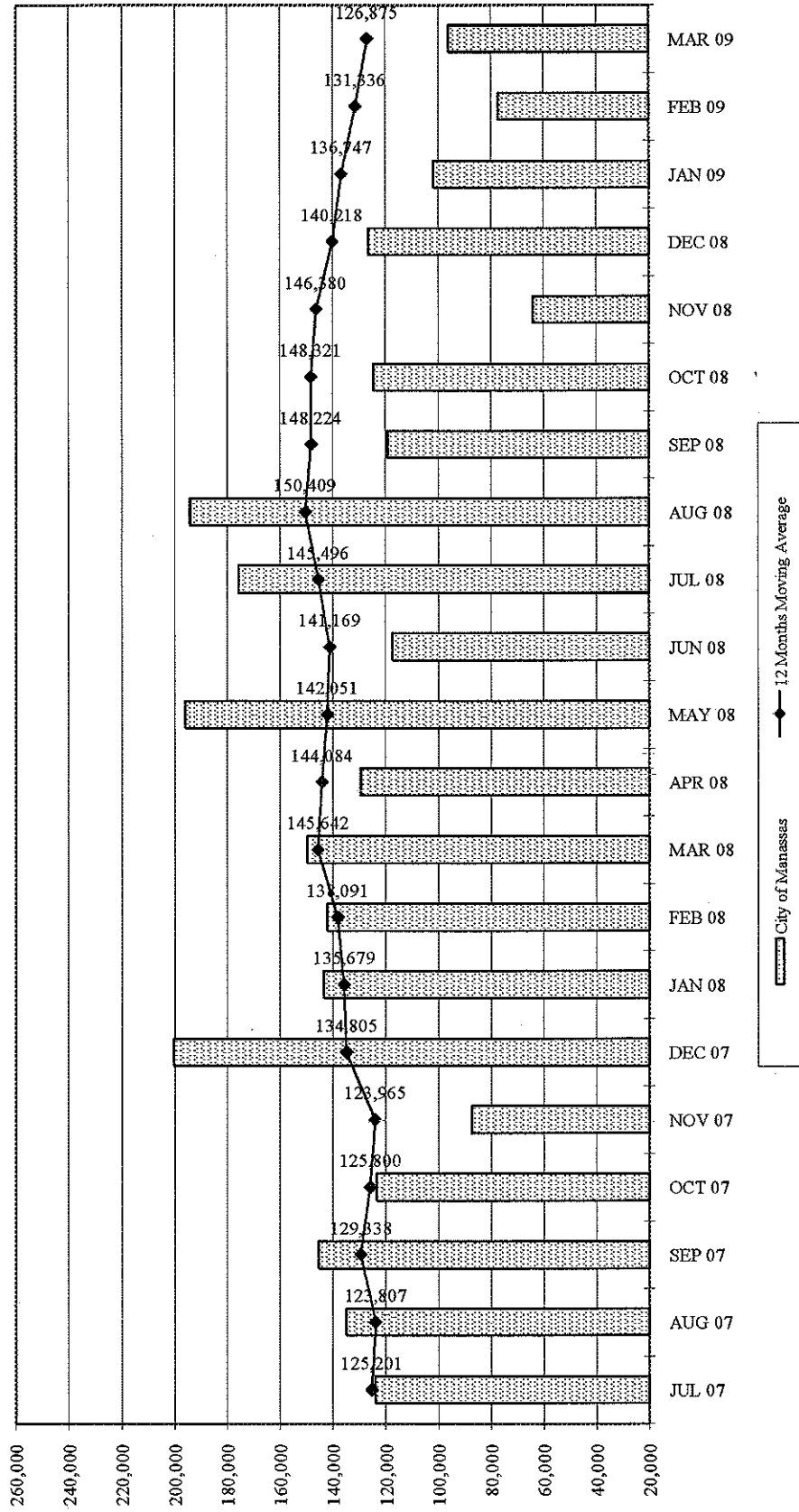
(1) Remaining balance @ 6/30/08 (1a) June 2008 resolution for FY09 expenditures

(2) Projected Unencumbered Balance equals Fund Balance plus FY09 Projected Revenue
(for remainder of fiscal year) minus Unexpended Adopted Resolutions, plus Other Financing Sources.

(*) Resolutions which have been encumbered will not be expended until funds become available.

PRTC NET FUEL TAX COLLECTIONS

FY08 and FY09



MONTHLY FINANCIAL REPORT FOR CITY OF MANASSAS PARK
FOR THE NINE MONTHS ENDING MARCH 31, 2009

FY09 Beginning Fund Balance		<u>\$ 2,754,411.43</u> (1)
	<u>Current Month</u>	<u>Year To Date</u>
Gross Tax Revenue	\$ 61,937.75	\$ 704,523.69
Less: State Admin. Cost	\$ (458.51)	\$ (4,158.63)
Net Tax Revenue	\$ 61,479.24	\$ 700,365.06
Interest from Investment	\$ 1,982.62	\$ 35,388.41
Total Tax & Investment Revenue	\$ 63,461.86	\$ 735,753.47
Expenditures/Transfers	\$ -	\$ (1,141,582.00)
Reimbursement From Other Governments	\$ -	\$ -
PRTC Operating Fund Balance	\$ -	\$ 31,560.00
FUND BALANCE (BEFORE UNEXPENDED ADOPTED RESOLUTIONS)		
PLUS YEAR TO DATE REVENUE LESS EXPENDITURES		<u>\$ 2,380,142.90</u>
FY09 Projected 2% Motor Fuel Revenue (for remainder of fiscal year)		35,789.94
LESS: Unexpended Adopted Resolutions		\$ (1,400,000.00) (*)
Other Financing Sources/(Uses)		
Claims and Judgments	\$0.00	\$0.00
Jurisdictional Reimbursement	\$0.00	\$0.00
Total Projected Unencumbered Balance		<u>\$ 1,015,932.84</u> (2)

<u>ADOPTED RESOLUTIONS</u>	<u>AMOUNT</u>	<u>EXPENDITURES</u>	<u>BALANCE</u>
06-06-09	\$ 400,000.00 (1)	\$ 400,000.00	\$ -
07-07-09	\$ 450,000.00 (1)	\$ -	\$ 450,000.00
08-06-07	\$ 567,082.00 (1a)	\$ 567,082.00	\$ -
08-06-13	\$ 450,000.00 (1a)	\$ -	\$ 450,000.00
08-06-17	\$ 174,500.00 (1a)	\$ 174,500.00	\$ -
09-01-07	\$ 500,000.00	\$ -	\$ 500,000.00
Total	<u>\$ 2,541,582.00</u>	<u>\$ 1,141,582.00</u>	<u>\$ 1,400,000.00</u> (*)

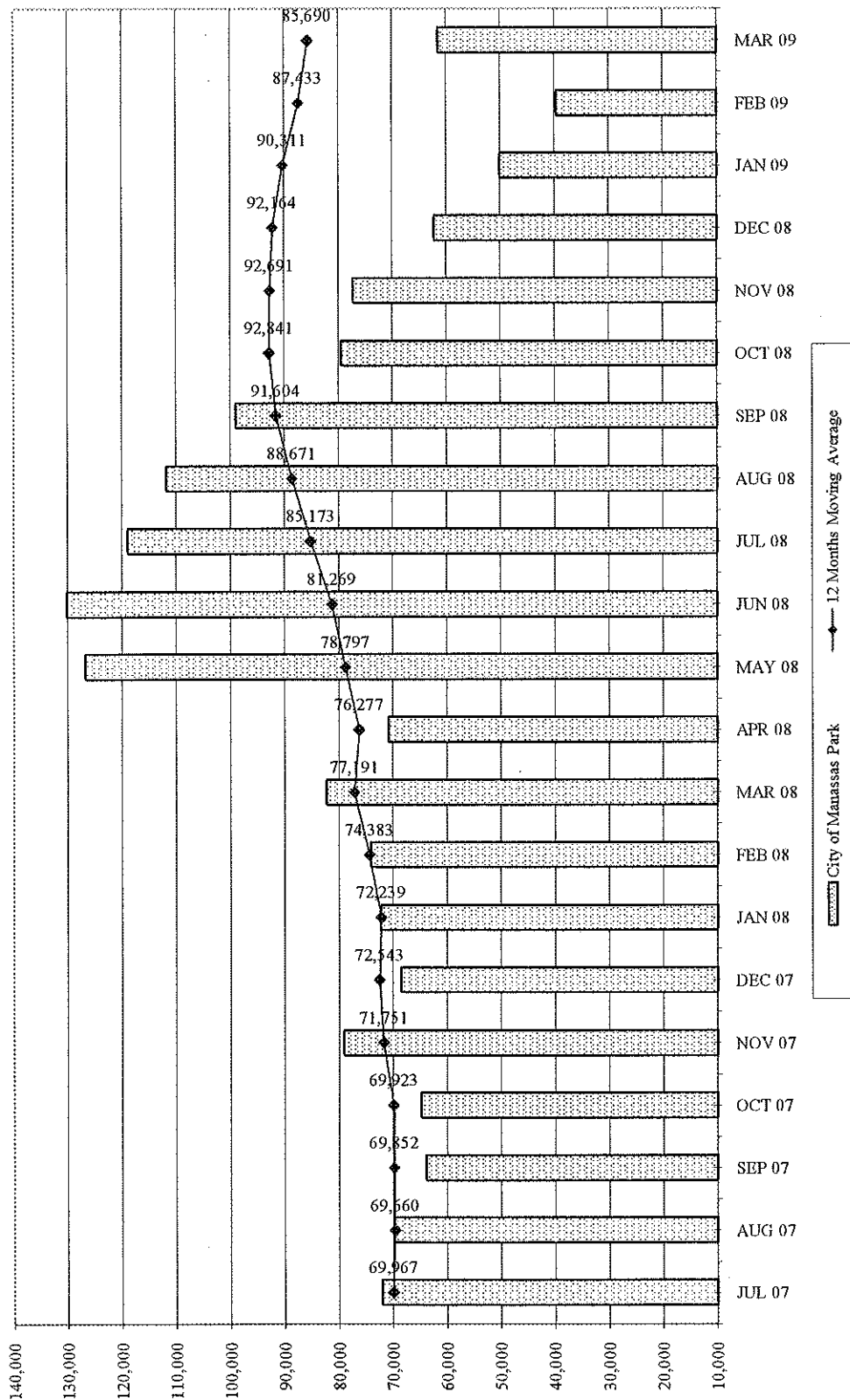
(1) Remaining balance @ 6/30/08 (1a) June 2008 resolution for FY09 expenditures

(2) Projected Unencumbered Balance equals Fund Balance plus FY09 Projected Revenue
(for remainder of fiscal year) minus Unexpended Adopted Resolutions, plus Other Financing Sources.

(*) Resolutions which have been encumbered will not be expended until funds become available.

PRTC NET FUEL TAX COLLECTIONS

FY08 and FY09



MONTHLY FINANCIAL REPORT FOR CITY OF FREDERICKSBURG
FOR THE NINE MONTHS ENDING MARCH 31, 2009

FY09 Beginning Fund Balance		<u>\$ 5,096,746.17</u> (1)
	<u>Current Month</u>	<u>Year To Date</u>
Gross Tax Revenue	\$ 39,085.91	\$ 1,045,176.44
Less: State Admin. Cost	\$ (289.34)	\$ (5,512.87)
Net Tax Revenue	\$ 38,796.57	\$ 1,039,663.57
Interest from Investment	\$ 4,793.02	\$ 79,167.94
Total Tax & Investment Revenue	\$ 43,589.59	\$ 1,118,831.51
Expenditures/Transfers	\$ -	\$ (656,986.00)
Reimbursement From Other Governments (State Grant)	\$ -	\$ -
PRTC Operating Fund Balance	\$ -	\$ 16,600.00
FUND BALANCE (BEFORE UNEXPENDED ADOPTED RESOLUTIONS)		
PLUS YEAR TO DATE REVENUE LESS EXPENDITURES		<u>\$ 5,575,191.68</u>
FY09 Projected 2% Motor Fuel Revenue (for remainder of fiscal year)		173,722.43
LESS: Unexpended Adopted Resolutions		\$ (1,988,926.48) (*)
Other Financing Sources/(Uses)		
Claims and Judgments	\$0.00	\$0.00
Jurisdictional Reimbursement	\$0.00	\$0.00
Total Projected Unencumbered Balance		<u>\$ 3,759,987.63</u> (2)

ADOPTED RESOLUTIONS	AMOUNT	EXPENDITURES	BALANCE
06-05-05	\$ 704,437.50 (1)	\$ -	\$ 704,437.50
06-09-09	\$ 385,507.00 (1)	\$ -	\$ 385,507.00
07-02-05	\$ 474,065.98 (1)	\$ -	\$ 474,065.98
08-02-06	\$ 393,904.00 (1)	\$ 18,988.00	\$ 374,916.00
08-06-07	\$ 482,764.00 (1a)	\$ 482,764.00	\$ -
08-06-17	\$ 16,600.00 (1a)	\$ 16,600.00	\$ -
08-07-05	\$ 50,000.00	\$ -	\$ 50,000.00
08-09-07	\$ 138,634.00	\$ 138,634.00	\$ -
Total	<u>\$ 2,645,912.48</u>	<u>\$ 656,986.00</u>	<u>\$ 1,988,926.48</u> (*)

(1) Remaining balance @ 6/30/08 (1a) June 2008 resolution for FY09 expenditures

(2) Projected Unencumbered Balance equals Fund Balance plus FY09 Projected Revenue
(for remainder of fiscal year) minus Unexpended Adopted Resolutions, plus Other Financing Sources.

(*) Resolutions which have been encumbered will not be expended until funds become available.

PRTC NET FUEL TAX COLLECTIONS

FY08 and FY09

