

ITEM 9-A

(14 PAGES)

**POTOMAC AND RAPPAHANNOCK  
TRANSPORTATION COMMISSION**

**RESOLUTION**

**MOTION:** \_\_\_\_\_

**RESOLUTION NO. 08-10-\_\_\_\_\_  
OFFICIAL COMMISSION MEETING  
OCTOBER 2, 2008**

**SECOND:** \_\_\_\_\_

**RE: ACCEPTANCE OF THE POTOMAC AND RAPPAHANNOCK  
TRANSPORTATION COMMISSION MONTHLY JURISDICTIONAL  
FINANCIAL REPORT FOR THE PERIOD ENDED JULY 31, 2008**

**WHEREAS**, a financial report for each jurisdiction is prepared each month for presentation to the Potomac and Rappahannock Transportation Commission; and

**WHEREAS**, this report supplies information on the current month and year-to-date motor fuel tax collections; earned interest, other revenues, state administration cost, expenditures, transfers and encumbrances; and

**WHEREAS**, this information covers the Potomac and Rappahannock Transportation Commission as a whole, as well as each separate jurisdiction.

**NOW, THEREFORE, BE IT RESOLVED** that the Potomac and Rappahannock Transportation Commission does hereby accept the Jurisdictional Financial Report for the period ended July 31, 2008 as presented/amended.

**Fuel Tax Revenues**  
**Budget to Actual**  
**One Month Ended July 2008**

	<b>FY09 YTD Budget</b>	<b>FY09 YTD Actual</b>	<b>Variance %</b>	<b>Variance \$</b>
Prince William County	1,177,566	1,518,576	29%	341,010
Stafford	391,150	418,663	7%	27,513
Manassas	151,483	175,868	16%	24,385
Manassas Park	85,246	118,988	40%	33,742
Fredericksburg	154,226	206,705	34%	52,479
<b>Total</b>	<b>1,959,671</b>	<b>2,438,800</b>	<b>24%</b>	<b>479,129</b>

The budget reflected was approved as part of the FY09 budget. Although several informational updates have been provided since that time, the budget will not be adjusted until the FY09 mid-year budget revision.

MONTHLY FINANCIAL REPORT FOR ALL JURISDICTIONS  
FOR THE ONE MONTH ENDING JULY 31, 2008

FY09 Beginning Fund Balance		\$ 34,006,365.12 (1)
	Current Month	Year To Date
Gross Tax Revenue	\$ 2,446,907.26	\$ 2,446,907.26
Less: State Admin. Cost	\$ (8,107.94)	\$ (8,107.94)
Net Tax Revenue	\$ 2,438,799.32	\$ 2,438,799.32
Interest from Investment	\$ 53,340.59	\$ 53,340.59
Total Tax & Investment Revenue	\$ 2,492,139.91	\$ 2,492,139.91
Expenditures/Transfers	\$ (12,173,220.50)	\$ (12,173,220.50)
Transfer from PWC	\$ -	\$ -
Reimbursement from Other Governments	\$ -	\$ -
PRTC Operating Fund Balance	\$ 2,374,585.00	\$ 2,374,585.00
FUND BALANCE (BEFORE UNEXPENDED ADOPTED RESOLUTIONS)		
PLUS YEAR TO DATE REVENUE LESS EXPENDITURES		\$ 26,699,869.53
FY09 Projected 2% Motor Fuel Revenue (for remainder of fiscal year)		\$ 21,077,246.68
FY09 Projected State Debt Service Grant (for remainder of fiscal year)		\$ 514,090.00
LESS: Unexpended Adopted Resolutions		\$ (18,018,141.98) (*)
Other Financing Sources/(Uses)		
Claims and Judgments	-	-
Jurisdictional Reimbursement	\$0.00	\$0.00
Total Projected Unencumbered Balance		\$ 30,273,064.23 (2)

ADOPTED RESOLUTIONS	AMOUNT	EXPENDITURES	BALANCE
06-05-05	\$ 704,437.50 (1)	\$ -	\$ 704,437.50
06-06-09	\$ 400,000.00 (1)	\$ -	\$ 400,000.00
06-09-08	\$ 95,000.00 (1)	\$ -	\$ 95,000.00
06-09-09	\$ 385,507.00 (1)	\$ -	\$ 385,507.00
07-02-05	\$ 474,065.98 (1)	\$ -	\$ 474,065.98
07-07-09	\$ 450,000.00 (1)	\$ -	\$ 450,000.00
08-02-05	\$ 300,000.00 (1)	\$ -	\$ 300,000.00
08-02-06	\$ 393,904.00 (1)	\$ -	\$ 393,904.00
08-06-07	\$ 11,475,089.00 (1a)	\$ 5,737,544.50	\$ 5,737,544.50
08-06-07	\$ 173,000.00 (1a)	\$ -	\$ 173,000.00
08-06-08	\$ 874,235.00 (1a)	\$ -	\$ 874,235.00
08-06-09	\$ 646,421.00 (1a)	\$ -	\$ 646,421.00
08-06-10	\$ 50,049.00 (1a)	\$ 9,651.00	\$ 40,398.00
08-06-11	\$ 223,784.00 (1a)	\$ 166,657.00	\$ 57,127.00
08-06-12	\$ 600,000.00 (1a)	\$ -	\$ 600,000.00
08-06-13	\$ 450,000.00 (1a)	\$ -	\$ 450,000.00
08-06-17	\$ 12,307,236.00 (1a)	\$ 6,259,368.00	\$ 6,047,868.00
08-07-05	\$ 50,000.00	\$ -	\$ 50,000.00
08-09-07	\$ 138,634.00	\$ -	\$ 138,634.00
<b>Total</b>	<b>\$ 30,191,362.48</b>	<b>\$ 12,173,220.50</b>	<b>\$ 18,018,141.98 (*)</b>

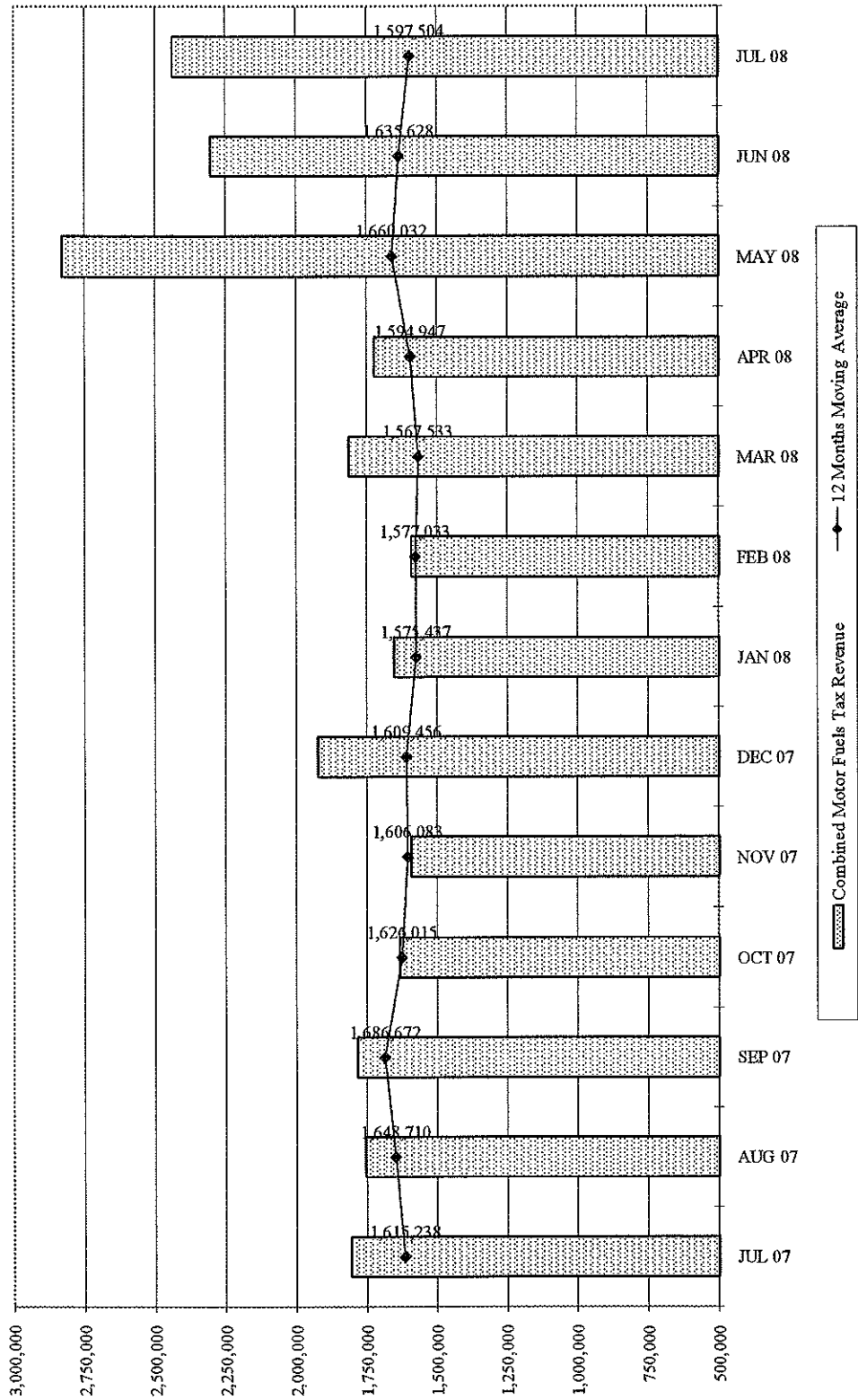
(1) Remaining balance @ 6/30/08 (1a) June 2008 resolution for FY09 expenditures

(2) Projected Unencumbered Balance equals Fund Balance plus FY09 Projected Revenue (for remainder of fiscal year) minus Unexpended Adopted Resolutions, plus Other Financing Sources.

(\*) Resolutions which have been encumbered will not be expended until funds become available.

# PRTC NET FUEL TAX COLLECTIONS

FY08 and FY09



MONTHLY FINANCIAL REPORT FOR PRINCE WILLIAM COUNTY  
FOR THE ONE MONTH ENDING JULY 31, 2008

FY09 Beginning Fund Balance \$ 18,876,472.71 (1)

	Current Month	Year To Date
Gross Tax Revenue	\$ 1,523,624.25	\$ 1,523,624.25
Less: State Admin. Cost	\$ (5,048.60)	\$ (5,048.60)
Net Tax Revenue	\$ 1,518,575.65	\$ 1,518,575.65
Interest from Investment	\$ 28,202.18	\$ 28,202.18
Total Tax & Investment Revenue	\$ 1,546,777.83	\$ 1,546,777.83
Expenditures/Transfers	\$ (9,222,587.50)	\$ (9,222,587.50)
Transfer from PWC	\$ -	\$ -
Reimbursement from Other Governments (State Debt Service Grant)	\$ -	\$ -
PRTC Operating Fund Balance	\$ 2,226,098.00	\$ 2,226,098.00
FUND BALANCE (BEFORE UNEXPENDED ADOPTED RESOLUTIONS)		
PLUS YEAR TO DATE REVENUE LESS EXPENDITURES		<u>\$ 13,426,761.04</u>

FY09 Projected 2% Motor Fuel Revenue  
(for remainder of fiscal year) 12,612,216.35

FY09 Projected State Debt Service Grant  
(for remainder of fiscal year) 514,090.00

LESS: Unexpended Adopted Resolutions \$ (11,089,143.50) (\*)

Other Financing Sources/(Uses)		
Claims and Judgments	0.00	-
Jurisdictional Reimbursement	<u>\$0.00</u>	<u>\$0.00</u>

Total Projected Unencumbered Balance \$ 15,463,923.89 (2)

ADOPTED RESOLUTIONS	AMOUNT	EXPENDITURES	BALANCE
08-02-05	\$ 300,000.00 (1)	\$ -	\$ 300,000.00
08-06-07	\$ 6,511,839.00 (1a)	\$ 3,255,919.50	\$ 3,255,919.50
08-06-07	\$ 173,000.00 (1a)		\$ 173,000.00
08-06-08	\$ 874,235.00 (1a)	\$ -	\$ 874,235.00
08-06-09	\$ 646,421.00 (1a)	\$ -	\$ 646,421.00
08-06-17	\$ 11,806,236.00 (1a)	\$ 5,966,668.00	\$ 5,839,568.00
	<u>\$ 20,311,731.00</u>	<u>\$ 9,222,587.50</u>	<u>\$ 11,089,143.50 (*)</u>

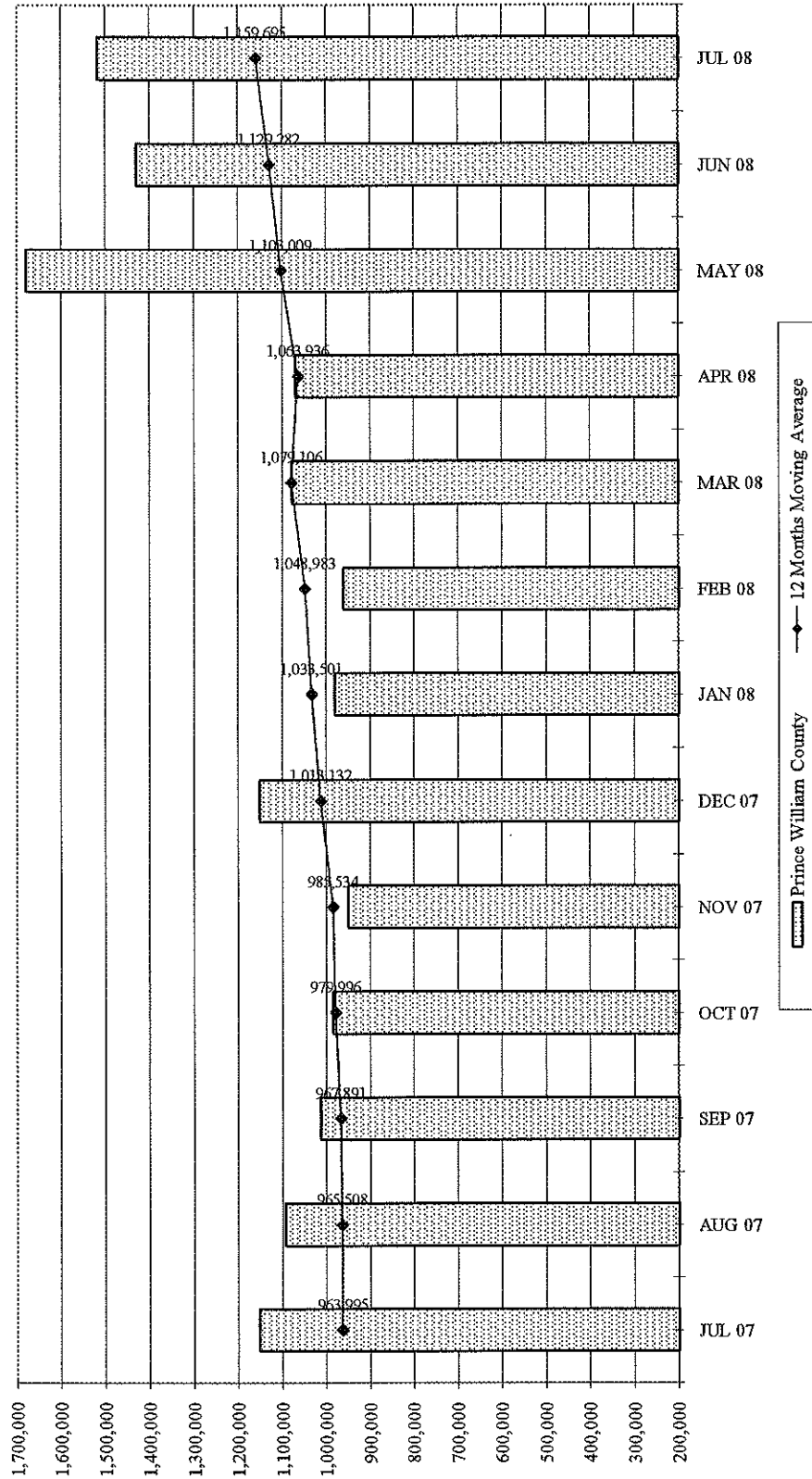
(1) Remaining balance @ 6/30/08 (1a) June 2008 resolution for FY09 expenditures

(2) Projected Unencumbered Balance equals Fund Balance plus FY09 Projected Revenue  
(for remainder of fiscal year) minus Unexpended Adopted Resolutions, plus Other Financing Sources.

(\*) Resolutions which have been encumbered will not be expended until funds become available.

# PRTC NET FUEL TAX COLLECTIONS

## FY08 and FY09



MONTHLY FINANCIAL REPORT FOR STAFFORD COUNTY  
FOR THE ONE MONTH ENDING JULY 31, 2008

FY09 Beginning Fund Balance \$ 4,456,732.92 (1)

	<u>Current Month</u>	<u>Year To Date</u>
Gross Tax Revenue	\$ 420,054.58	\$ 420,054.58
Less: State Admin. Cost	\$ (1,391.87)	\$ (1,391.87)
Net Tax Revenue	\$ 418,662.71	\$ 418,662.71
Interest from Investment	\$ 4,610.06	\$ 4,610.06
Total Tax & Investment Revenue	\$ 423,272.77	\$ 423,272.77
Expenditures/Transfers	\$ (1,529,453.50)	\$ (1,529,453.50)
Reimbursement From Other Governments	\$ -	\$ -
PRTC Operating Fund Balance	\$ 42,200.00	\$ 42,200.00
FUND BALANCE (BEFORE UNEXPENDED ADOPTED RESOLUTIONS)		
PLUS YEAR TO DATE REVENUE LESS EXPENDITURES		<u>\$ 3,392,752.19</u>
FY09 Projected 2% Motor Fuel Revenue (for remainder of fiscal year)		4,275,140.29
LESS: Unexpended Adopted Resolutions		\$ (1,487,253.50) (*)
Other Financing Sources/(Uses)		
Claims and Judgments	\$0.00	\$0.00
Jurisdictional Reimbursement	<u>\$0.00</u>	<u>\$0.00</u>
Total Projected Unencumbered Balance		<u>\$ 6,180,638.98 (2)</u>

<u>ADOPTED RESOLUTIONS</u>	<u>AMOUNT</u>		<u>EXPENDITURES</u>	<u>BALANCE</u>
08-06-07	\$ 2,974,507.00 (1a)		\$ 1,487,253.50	\$ 1,487,253.50
08-06-17	\$ 42,200.00 (1a)		\$ 42,200.00	\$ -
Total	<u>\$ 3,016,707.00</u>		<u>\$ 1,529,453.50</u>	<u>\$ 1,487,253.50 (*)</u>

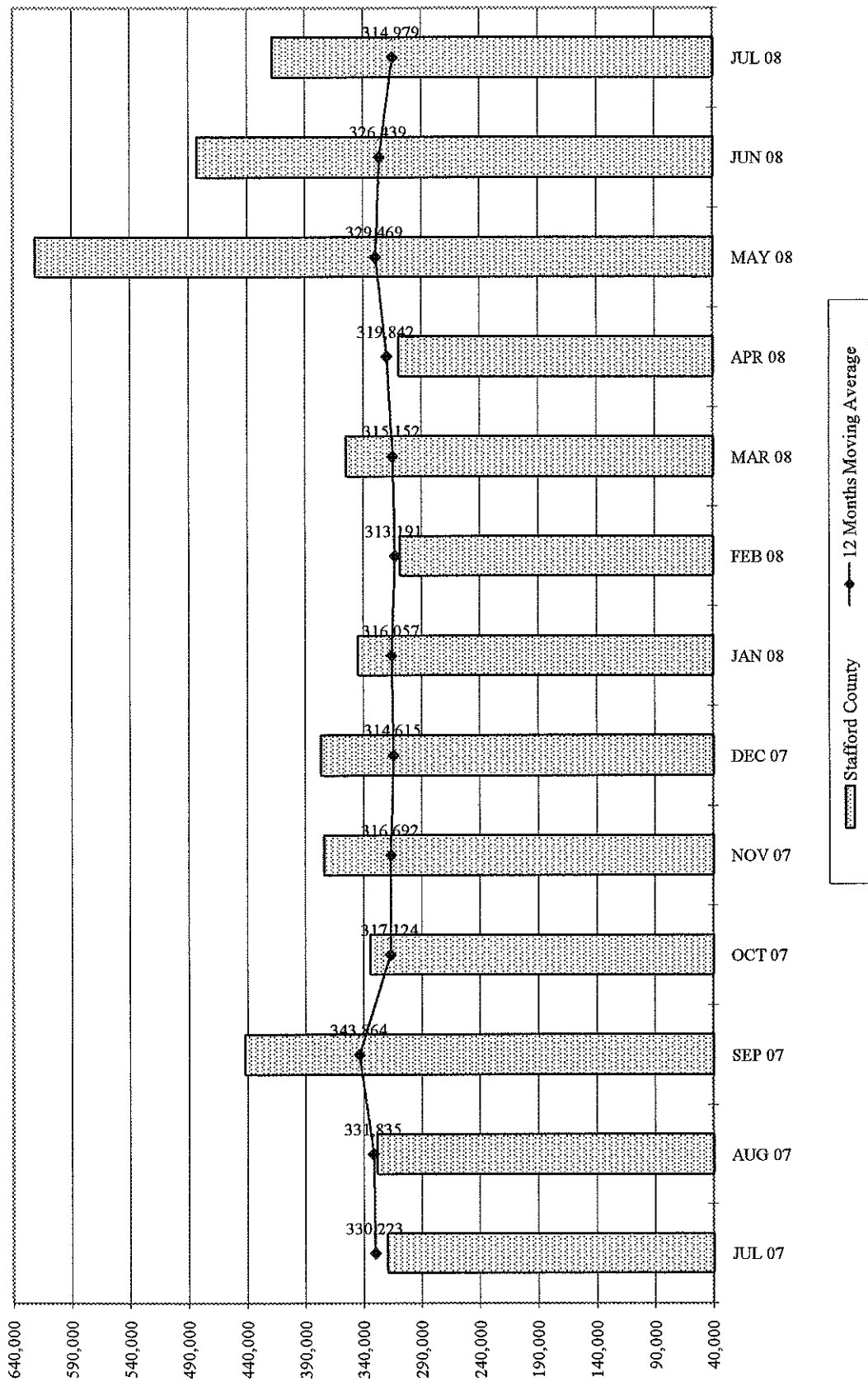
(1) Remaining balance @ 6/30/08 (1a) June 2008 resolution for FY09 expenditures

(2) Projected Unencumbered Balance equals Fund Balance plus FY09 Projected Revenue  
(for remainder of fiscal year) minus Unexpended Adopted Resolutions, plus Other Financing Sources.

(\*) Resolutions which have been encumbered will not be expended until funds become available.

# PRTC NET FUEL TAX COLLECTIONS

## FY08 and FY09



MONTHLY FINANCIAL REPORT FOR CITY OF MANASSAS  
FOR THE ONE MONTH ENDING JULY 31, 2008

FY09 Beginning Fund Balance		<u>\$ 2,822,001.89</u> (1)
	Current Month	Year To Date
Gross Tax Revenue	\$ 176,452.74	\$ 176,452.74
Less: State Admin. Cost	\$ (584.69)	\$ (584.69)
Net Tax Revenue	\$ 175,868.05	\$ 175,868.05
Interest from Investment	\$ 4,186.64	\$ 4,186.64
Total Tax & Investment Revenue	\$ 180,054.69	\$ 180,054.69
Expenditures/Transfers	\$ (787,806.50)	\$ (787,806.50)
Reimbursement From Other Governments (State Grant)	\$ -	\$ -
PRTC Operating Fund Balance	\$ 58,127.00	\$ 58,127.00
FUND BALANCE (BEFORE UNEXPENDED ADOPTED RESOLUTIONS)		
PLUS YEAR TO DATE REVENUE LESS EXPENDITURES		<u>\$ 2,272,377.08</u>
FY09 Projected 2% Motor Fuel Revenue (for remainder of fiscal year)		1,641,921.95
LESS: Unexpended Adopted Resolutions		\$ (1,387,623.50) (*)
Other Financing Sources/(Uses)		
Claims and Judgments	\$0.00	\$0.00
Jurisdictional Reimbursement	<u>\$0.00</u>	<u>\$0.00</u>
Total Projected Unencumbered Balance		<u>\$ 2,526,675.53</u> (2)

ADOPTED RESOLUTIONS	AMOUNT	EXPENDITURES	BALANCE
06-09-08	\$ 95,000.00 (1)	\$ -	\$ 95,000.00
08-06-07	\$ 938,897.00 (1a)	\$ 469,448.50	\$ 469,448.50
08-06-10	\$ 50,049.00 (1a)	\$ 9,651.00	\$ 40,398.00
08-06-11	\$ 223,784.00 (1a)	\$ 166,657.00	\$ 57,127.00
08-06-12	\$ 600,000.00 (1a)	\$ -	\$ 600,000.00
08-06-17	\$ 267,700.00 (1a)	\$ 142,050.00	\$ 125,650.00
Total	<u>\$2,175,430.00</u>	<u>\$ 787,806.50</u>	<u>\$ 1,387,623.50</u> (*)

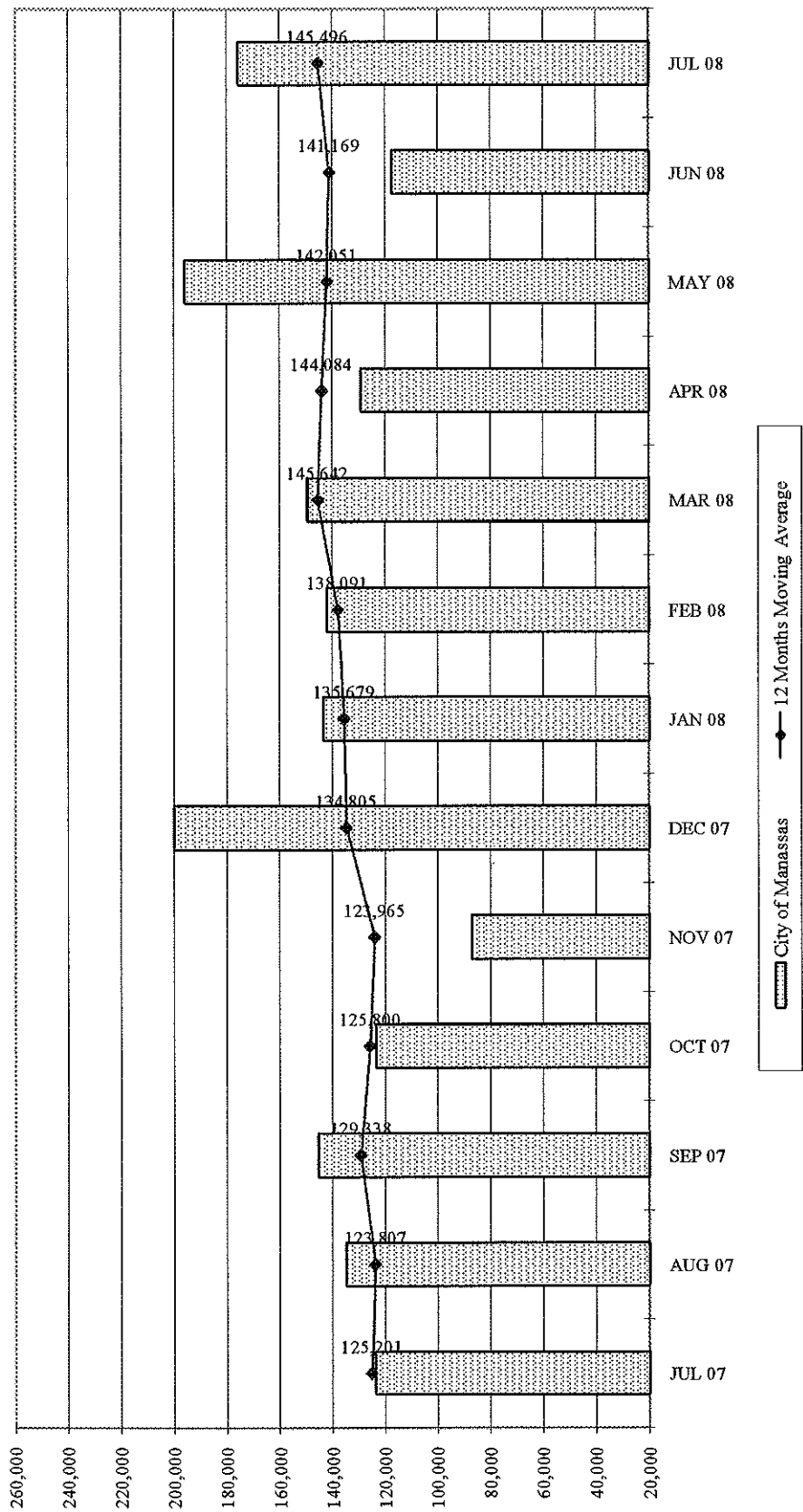
(1) Remaining balance @ 6/30/08 (1a) June 2008 resolution for FY09 expenditures

(2) Projected Unencumbered Balance equals Fund Balance plus FY09 Projected Revenue  
(for remainder of fiscal year) minus Unexpended Adopted Resolutions, plus Other Financing Sources.

(\*) Resolutions which have been encumbered will not be expended until funds become available.

# PRTC NET FUEL TAX COLLECTIONS

## FY08 and FY09



MONTHLY FINANCIAL REPORT FOR CITY OF MANASSAS PARK  
FOR THE ONE MONTH ENDING JULY 31, 2008

FY09 Beginning Fund Balance \$ 2,754,411.43 (1)

	Current Month	Year To Date
Gross Tax Revenue	\$ 119,383.68	\$ 119,383.68
Less: State Admin. Cost	\$ (395.58)	\$ (395.58)
Net Tax Revenue	\$ 118,988.10	\$ 118,988.10
Interest from Investment	\$ 4,875.01	\$ 4,875.01
Total Tax & Investment Revenue	\$ 123,863.11	\$ 123,863.11
Expenditures/Transfers	\$ (375,391.00)	\$ (375,391.00)
Reimbursement From Other Governments	\$ -	\$ -
PRTC Operating Fund Balance	\$ 31,560.00	\$ 31,560.00
FUND BALANCE (BEFORE UNEXPENDED ADOPTED RESOLUTIONS)		
PLUS YEAR TO DATE REVENUE LESS EXPENDITURES		<u>\$ 2,534,443.54</u>
 FY09 Projected 2% Motor Fuel Revenue (for remainder of fiscal year)		 903,959.90
LESS: Unexpended Adopted Resolutions		\$ (1,666,191.00) (*)
Other Financing Sources/(Uses)		
Claims and Judgments	\$0.00	\$0.00
Jurisdictional Reimbursement	\$0.00	\$0.00
Total Projected Unencumbered Balance		<u>\$ 1,772,212.44</u> (2)

ADOPTED RESOLUTIONS	AMOUNT	EXPENDITURES	BALANCE
06-06-09	\$ 400,000.00 (1)	\$ -	\$ 400,000.00
07-07-09	\$ 450,000.00 (1)	\$ -	\$ 450,000.00
08-06-07	\$ 567,082.00 (1a)	\$ 283,541.00	\$ 283,541.00
08-06-13	\$ 450,000.00 (1a)	\$ -	\$ 450,000.00
08-06-17	\$ 174,500.00 (1a)	\$ 91,850.00	\$ 82,650.00
Total	<u>\$ 2,041,582.00</u>	<u>\$ 375,391.00</u>	<u>\$ 1,666,191.00</u> (*)

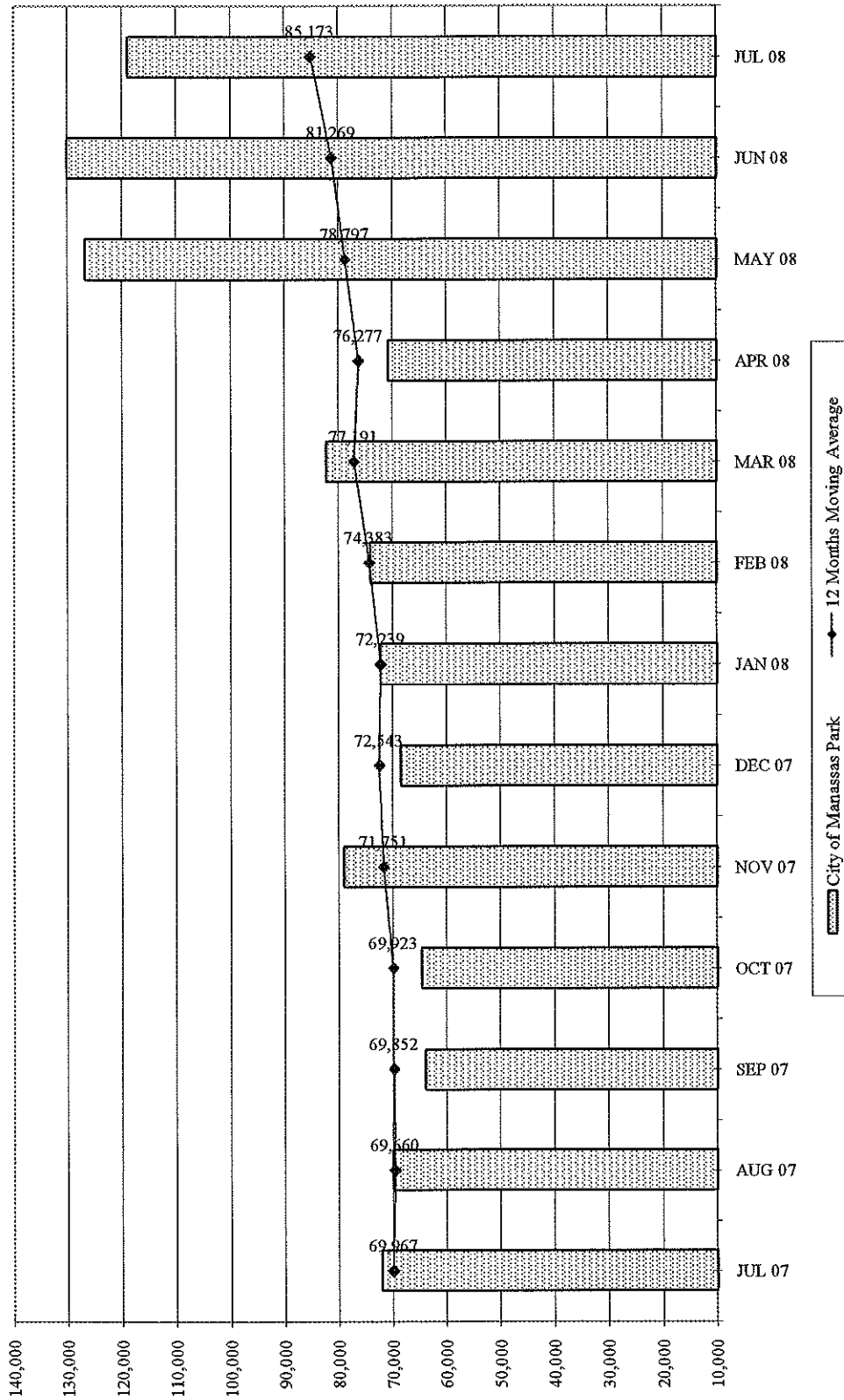
(1) Remaining balance @ 6/30/08 (1a) June 2008 resolution for FY09 expenditures

(2) Projected Unencumbered Balance equals Fund Balance plus FY09 Projected Revenue  
(for remainder of fiscal year) minus Unexpended Adopted Resolutions, plus Other Financing Sources.

(\*) Resolutions which have been encumbered will not be expended until funds become available.

# PRTC NET FUEL TAX COLLECTIONS

## FY08 and FY09



MONTHLY FINANCIAL REPORT FOR CITY OF FREDERICKSBURG  
FOR THE ONE MONTH ENDING JULY 31, 2008

FY09 Beginning Fund Balance \$ 5,096,746.17 (1)

	Current Month	Year To Date
Gross Tax Revenue	\$ 207,392.01	\$ 207,392.01
Less: State Admin. Cost	\$ (687.20)	\$ (687.20)
Net Tax Revenue	\$ 206,704.81	\$ 206,704.81
Interest from Investment	\$ 11,466.70	\$ 11,466.70
Total Tax & Investment Revenue	\$ 218,171.51	\$ 218,171.51
Expenditures/Transfers	\$ (257,982.00)	\$ (257,982.00)
Reimbursement From Other Governments (State Grant)	\$ -	\$ -
PRTC Operating Fund Balance	\$ 16,600.00	\$ 16,600.00

FUND BALANCE (BEFORE UNEXPENDED ADOPTED RESOLUTIONS)  
PLUS YEAR TO DATE REVENUE LESS EXPENDITURES \$ 5,073,535.68

FY09 Projected 2% Motor Fuel Revenue  
(for remainder of fiscal year) 1,644,008.19

LESS: Unexpended Adopted Resolutions \$ (2,387,930.48) (\*)

Other Financing Sources/(Uses)		
Claims and Judgments	\$0.00	\$0.00
Jurisdictional Reimbursement	\$0.00	\$0.00

Total Projected Unencumbered Balance \$ 4,329,613.39 (2)

ADOPTED RESOLUTIONS	AMOUNT	EXPENDITURES	BALANCE
06-05-05	\$ 704,437.50 (1)	\$ -	\$ 704,437.50
06-09-09	\$ 385,507.00 (1)	\$ -	\$ 385,507.00
07-02-05	\$ 474,065.98 (1)	\$ -	\$ 474,065.98
08-02-06	\$ 393,904.00 (1)	\$ -	\$ 393,904.00
08-06-07	\$ 482,764.00 (1a)	\$ 241,382.00	\$ 241,382.00
08-06-17	\$ 16,600.00 (1a)	\$ 16,600.00	\$ -
08-07-05	\$ 50,000.00	\$ -	\$ 50,000.00
08-09-07	\$ 138,634.00	\$ -	\$ 138,634.00
Total	\$ 2,645,912.48	\$ 257,982.00	\$ 2,387,930.48 (*)

(1) Remaining balance @ 6/30/08 (1a) June 2008 resolution for FY09 expenditures

(2) Projected Unencumbered Balance equals Fund Balance plus FY09 Projected Revenue  
(for remainder of fiscal year) minus Unexpended Adopted Resolutions, plus Other Financing Sources.

(\*) Resolutions which have been encumbered will not be expended until funds become available.

# PRTC NET FUEL TAX COLLECTIONS

## FY08 and FY09

