

ITEM 9-A

(29 PAGES)

**POTOMAC AND RAPPAHANNOCK  
TRANSPORTATION COMMISSION**

**RESOLUTION**

**MOTION:** \_\_\_\_\_

**RESOLUTION NO. 08-09-\_\_\_\_\_  
OFFICIAL COMMISSION MEETING  
SEPTEMBER 4, 2008**

**SECOND:** \_\_\_\_\_

**RE: ACCEPTANCE OF THE POTOMAC AND RAPPAHANNOCK  
TRANSPORTATION COMMISSION MONTHLY JURISDICTIONAL  
FINANCIAL REPORT FOR THE PERIODS ENDED MAY 31, 2008 AND  
JUNE 30, 2008**

**WHEREAS**, a financial report for each jurisdiction is prepared each month for presentation to the Potomac and Rappahannock Transportation Commission; and

**WHEREAS**, this report supplies information on the current month and year-to-date motor fuel tax collections; earned interest, other revenues, state administration cost, expenditures, transfers and encumbrances; and

**WHEREAS**, this information covers the Potomac and Rappahannock Transportation Commission as a whole, as well as each separate jurisdiction.

**NOW, THEREFORE, BE IT RESOLVED** that the Potomac and Rappahannock Transportation Commission does hereby accept the Jurisdictional Financial Report for the periods ended May 31, 2008 and June 30, 2008 as presented/amended.

**MONTHLY JURISDICTIONAL FINANCIAL REPORT**  
**(for the month ending May 31, 2008)**

**Fuel Tax Revenues  
Budget to Actual  
Eleven Months Ended May 2008**

	FY08 YTD Budget	FY08 YTD Actual	Variance %	Variance \$
Prince William County	11,449,853	12,119,895	6%	670,042
Stafford	3,926,131	4,116,885	5%	190,754
Manassas	1,293,710	1,576,602	22%	282,892
Manassas Park	764,409	844,986	11%	80,577
Fredericksburg	1,368,169	1,464,788	7%	96,619
<b>Total</b>	<b>18,802,272</b>	<b>20,123,156</b>	<b>7%</b>	<b>1,320,884</b>

MONTHLY FINANCIAL REPORT FOR ALL JURISDICTIONS  
FOR THE ELEVEN MONTHS ENDING MAY 31, 2008

FY08 Beginning Fund Balance		\$ 27,402,143.34 (1)
	<u>Current Month</u>	<u>Year To Date</u>
Gross Tax Revenue	\$ 2,835,022.38	\$ 20,209,568.20
Less: State Admin. Cost	\$ (4,302.81)	\$ (86,411.31)
Net Tax Revenue	\$ 2,830,719.57	\$ 20,123,156.89
Interest from Investment	\$ 63,639.73	\$ 942,601.29
Total Tax & Investment Revenue	\$ 2,894,359.30	\$ 21,065,758.18
Expenditures/Transfers	\$ (843,380.07)	\$ (22,259,714.24)
Transfer from PWC	\$ -	\$ 700,000.00
Reimbursement from Other Governments	\$ 45,276.00	\$ 609,647.00
PRTC Operating Fund Balance	\$ -	\$ 4,736,197.00
FUND BALANCE (BEFORE UNEXPENDED ADOPTED RESOLUTIONS)		
PLUS YEAR TO DATE REVENUE LESS EXPENDITURES		\$ 32,254,031.28
FY08 Projected 2% Motor Fuel Revenue (for remainder of fiscal year)		\$ 564,780.58
FY08 Projected State Debt Service Grant (for remainder of fiscal year)		\$ -
LESS: Unexpended Adopted Resolutions		\$ (3,957,321.93) (*)
Other Financing Sources/(Uses)		
Claims and Judgments	-	-
Jurisdictional Reimbursement	\$0.00	\$0.00
Total Projected Unencumbered Balance		\$ 28,861,489.93 (2)

ADOPTED RESOLUTIONS	AMOUNT	EXPENDITURES	BALANCE
05-03-05	\$ - (1)	\$ -	\$ -
06-05-05	\$ 984,920.00 (1)	\$ 280,482.50	\$ 704,437.50
06-06-09	\$ 400,000.00 (1)	\$ -	\$ 400,000.00
06-06-15	\$ - (1)	\$ -	\$ -
06-09-08	\$ 95,000.00 (1)	\$ -	\$ 95,000.00
06-09-09	\$ 385,507.00 (1)	\$ -	\$ 385,507.00
07-02-05	\$ 758,895.00 (1)	\$ 284,544.00	\$ 474,351.00
07-06-05	\$ 876,942.00 (1a)	\$ 876,942.00	\$ -
07-06-06	\$ 53,997.00 (1)	\$ 53,997.00	\$ -
07-06-07	\$ 297.17 (1)	\$ 297.17	\$ -
07-06-08	\$ 46,222.00 (1a)	\$ 46,222.00	\$ -
07-06-09	\$ 222,658.00 (1a)	\$ 222,658.00	\$ -
07-06-10	\$ 647,552.00 (1a)	\$ 647,552.00	\$ -
07-06-18	\$ 10,117,400.00 (1a)	\$ 10,117,400.00	\$ -
07-06-19	\$ 8,399,975.00 (1a)	\$ 8,399,975.00	\$ -
07-07-09	\$ 450,000.00	\$ -	\$ 450,000.00
07-11-08	\$ 181,548.00	\$ 181,548.00	\$ -
08-02-05	\$ 300,000.00	\$ -	\$ 300,000.00
08-02-06	\$ 1,446,811.00	\$ 298,784.57	\$ 1,148,026.43
08-02-07	\$ 347,781.00	\$ 347,781.00	\$ -
08-05-05	\$ 501,531.00	\$ 501,531.00	\$ -
Total	\$ 26,217,036.17	\$ 22,259,714.24	\$ 3,957,321.93 (*)


(1) Remaining balance @ 6/30/07 (1a) June 2007 resolution for FY08 expenditures

(2) Projected Unencumbered Balance equals Fund Balance plus FY08 Projected Revenue  
(for remainder of fiscal year) minus Unexpended Adopted Resolutions, plus Other Financing Sources.

(\*) Resolutions which have been encumbered will not be expended until funds become available.

# PRTC NET FUEL TAX COLLECTIONS

## FY07 and FY08



\* Stafford's amount includes \$88,664.95 in backpayments from a fuel vendor for the period September 2004 - April 2005.

MONTHLY FINANCIAL REPORT FOR PRINCE WILLIAM COUNTY  
FOR THE ELEVEN MONTHS ENDING MAY 31, 2008

FY08 Beginning Fund Balance		<u>\$ 14,819,059.62</u> (1)
	<u>Current Month</u>	<u>Year To Date</u>
Gross Tax Revenue	\$ 1,683,099.39	\$ 12,171,963.06
Less: State Admin. Cost	\$ (2,554.49)	\$ (52,067.96)
Net Tax Revenue	\$ 1,680,544.90	\$ 12,119,895.10
Interest from Investment	\$ 32,844.04	\$ 486,635.24
Total Tax & Investment Revenue	\$ 1,713,388.94	\$ 12,606,530.34
Expenditures/Transfers	\$ (43,064.50)	\$ (15,772,339.00)
Transfer from PWC	\$ -	\$ 700,000.00
Reimbursement from Other Governments (State Debt Service Grant)	\$ -	\$ 408,037.00
PRTC Operating Fund Balance	\$ -	\$ 4,511,165.00
FUND BALANCE (BEFORE UNEXPENDED ADOPTED RESOLUTIONS)		
PLUS YEAR TO DATE REVENUE LESS EXPENDITURES		<u>\$ 17,272,452.96</u>
FY08 Projected 2% Motor Fuel Revenue (for remainder of fiscal year)		370,853.90
FY08 Projected State Debt Service Grant (for remainder of fiscal year)		-
LESS: Unexpended Adopted Resolutions		\$ (300,000.00) (*)
Other Financing Sources/(Uses)		
Claims and Judgments	0.00	-
Jurisdictional Reimbursement	<u>\$0.00</u>	<u>\$0.00</u>
Total Projected Unencumbered Balance		<u>\$ 17,343,306.86</u> (2)

<u>ADOPTED RESOLUTIONS</u>	<u>AMOUNT</u>	<u>EXPENDITURES</u>	<u>BALANCE</u>
06-06-15	\$ - (1)	\$ -	\$ -
07-06-05	\$ 876,942.00 (1a)	\$ 876,942.00	\$ -
07-06-10	\$ 647,552.00 (1a)	\$ 647,552.00	\$ -
07-06-18	\$ 9,622,969.00 (1a)	\$ 9,622,969.00	\$ -
07-06-19	\$ 4,624,876.00 (1a)	\$ 4,624,876.00	\$ -
08-02-05	<u>\$ 300,000.00</u>	<u>\$ -</u>	<u>\$ 300,000.00</u>
Total	\$ 16,072,339.00	\$ 15,772,339.00	\$ 300,000.00 (*)

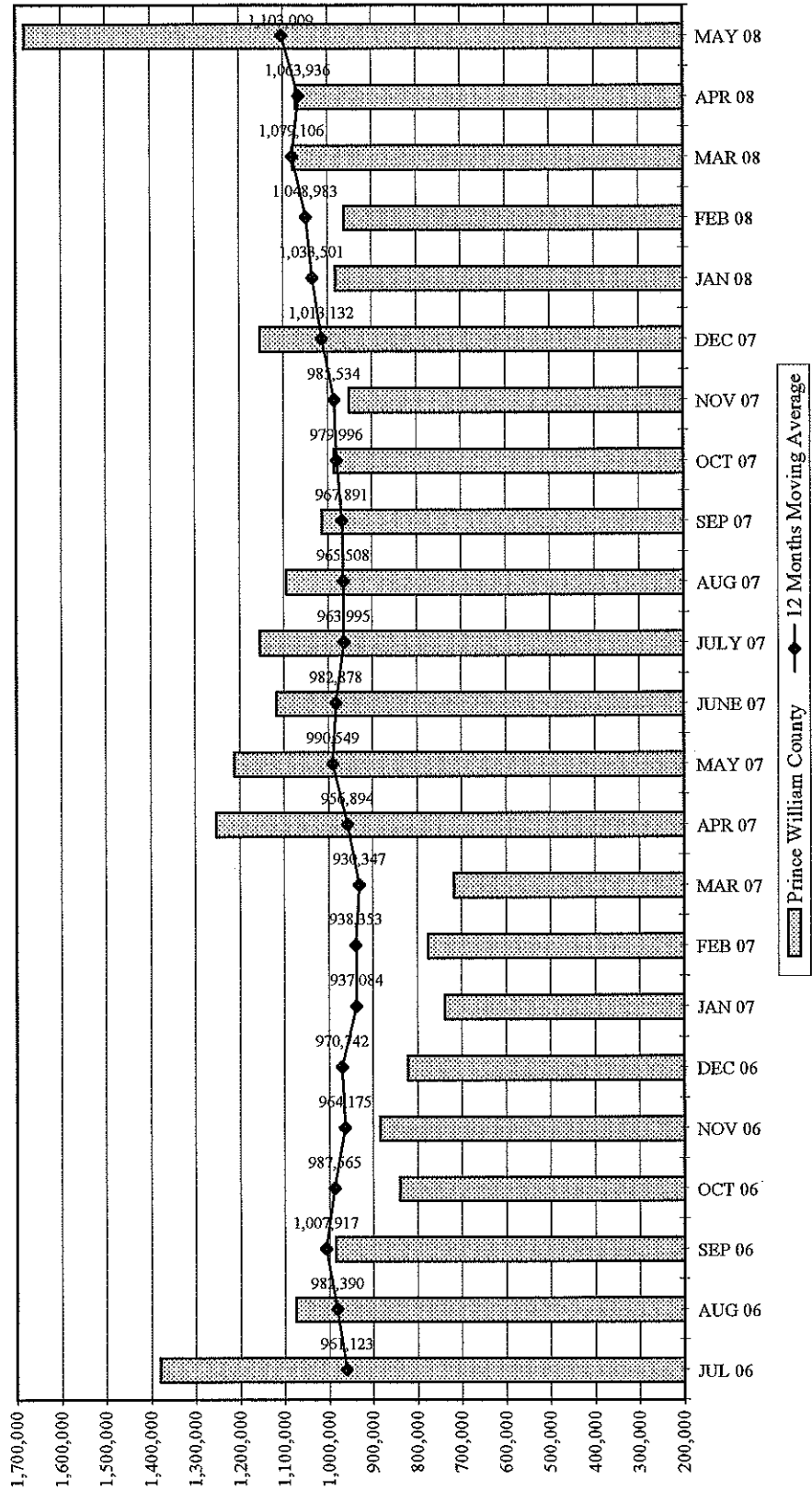
(1) Remaining balance @ 6/30/07 (1a) June 2007 resolution for FY08 expenditures

(2) Projected Unencumbered Balance equals Fund Balance plus FY08 Projected Revenue  
(for remainder of fiscal year) minus Unexpended Adopted Resolutions, plus Other Financing Sources.

(\*) Resolutions which have been encumbered will not be expended until funds become available.

# PRTC NET FUEL TAX COLLECTIONS

## FY07 and FY08



MONTHLY FINANCIAL REPORT FOR STAFFORD COUNTY  
FOR THE ELEVEN MONTHS ENDING MAY 31, 2008

FY08 Beginning Fund Balance \$ 3,213,080.63 (1)

	Current Month	Year To Date
Gross Tax Revenue	\$ 622,361.62	\$ 4,134,480.04
Less: State Admin. Cost	\$ (944.58)	\$ (17,594.62)
Net Tax Revenue	\$ 621,417.04	\$ 4,116,885.42
Interest from Investment	\$ 7,141.95	\$ 97,228.86
Total Tax & Investment Revenue	\$ 628,558.99	\$ 4,214,114.28
Expenditures/Transfers	\$ (501,531.00)	\$ (3,498,362.00)
Reimbursement From Other Governments	\$ -	\$ -
PRTC Operating Fund Balance	\$ -	\$ 37,767.00
FUND BALANCE (BEFORE UNEXPENDED ADOPTED RESOLUTIONS)		<u>\$ 3,966,599.91</u>
PLUS YEAR TO DATE REVENUE LESS EXPENDITURES		
FY08 Projected 2% Motor Fuel Revenue (for remainder of fiscal year)		166,166.58
LESS: Unexpended Adopted Resolutions		\$ - (*)
Other Financing Sources/(Uses)		
Claims and Judgments	\$0.00	\$0.00
Jurisdictional Reimbursement	<u>\$0.00</u>	<u>\$0.00</u>
Total Projected Unencumbered Balance		<u>\$ 4,132,766.49</u> (2)

ADOPTED RESOLUTIONS	AMOUNT	EXPENDITURES	BALANCE
07-06-18	\$ 37,767.00 (1a)	\$ 37,767.00	\$ -
07-06-19	\$ 2,429,735.00 (1a)	\$ 2,429,735.00	\$ -
07-11-08	\$ 181,548.00	\$ 181,548.00	\$ -
08-02-07	\$ 347,781.00	\$ 347,781.00	\$ -
08-05-05	\$ 501,531.00	\$ 501,531.00	\$ -
Total	<u>\$ 3,498,362.00</u>	<u>\$ 3,498,362.00</u>	<u>\$ -</u> (*)


(1) Remaining balance @ 6/30/07 (1a) June 2007 resolution for FY08 expenditures

(2) Projected Unencumbered Balance equals Fund Balance plus FY08 Projected Revenue  
(for remainder of fiscal year) minus Unexpended Adopted Resolutions, plus Other Financing Sources.

(\*) Resolutions which have been encumbered will not be expended until funds become available.

# PRTC NET FUEL TAX COLLECTIONS

## FY07 and FY08



\* Includes \$88,664.95 in backpayments from a fuel vendor for the period September 2004 - April 2005.

MONTHLY FINANCIAL REPORT FOR CITY OF MANASSAS  
FOR THE ELEVEN MONTHS ENDING MAY 31, 2008

FY08 Beginning Fund Balance		<u>\$ 1,959,509.51 (1)</u>
	<u>Current Month</u>	<u>Year To Date</u>
Gross Tax Revenue	\$ 196,297.56	\$ 1,583,449.34
Less: State Admin. Cost	\$ (297.93)	\$ (6,847.12)
Net Tax Revenue	\$ 195,999.63	\$ 1,576,602.22
Interest from Investment	\$ 5,354.40	\$ 68,786.85
Total Tax & Investment Revenue	\$ 201,354.03	\$ 1,645,389.07
Expenditures/Transfers	\$ -	\$ (1,220,339.00)
Reimbursement From Other Governments (State Grant)	\$ 45,276.00	\$ 201,610.00
PRTC Operating Fund Balance	\$ -	\$ 113,232.00
FUND BALANCE (BEFORE UNEXPENDED ADOPTED RESOLUTIONS)		
PLUS YEAR TO DATE REVENUE LESS EXPENDITURES		<u>\$ 2,699,401.58</u>
FY08 Projected 2% Motor Fuel Revenue (for remainder of fiscal year)		-
LESS: Unexpended Adopted Resolutions		\$ (95,000.00) (*)
Other Financing Sources/(Uses)		
Claims and Judgments	\$0.00	\$0.00
Jurisdictional Reimbursement	<u>\$0.00</u>	<u>\$0.00</u>
Total Projected Unencumbered Balance		<u>\$ 2,604,401.58 (2)</u>

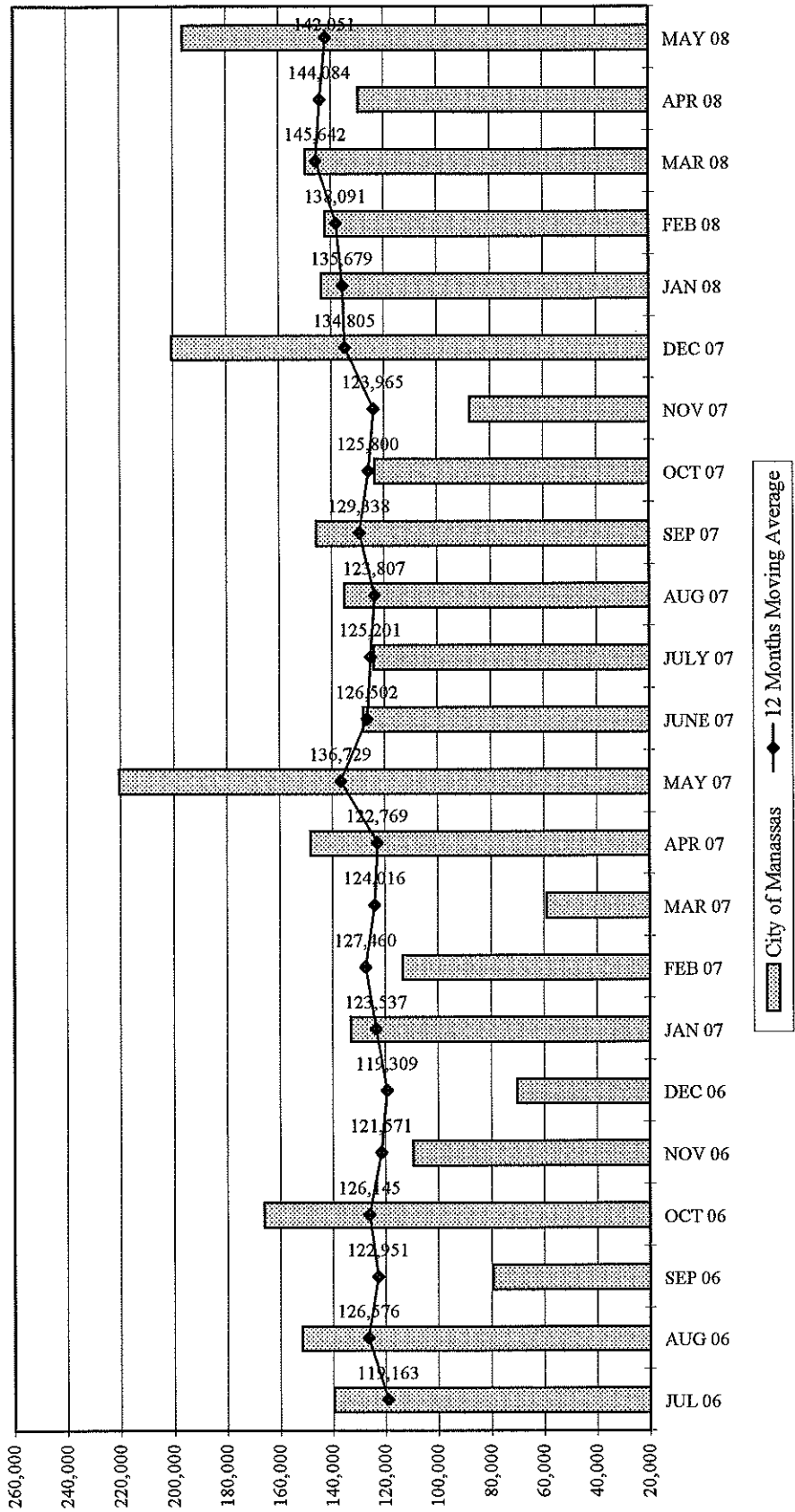
<u>ADOPTED RESOLUTIONS</u>	<u>AMOUNT</u>	<u>EXPENDITURES</u>	<u>BALANCE</u>
06-09-08	\$ 95,000.00 (1)	\$ -	\$ 95,000.00
07-06-08	\$ 46,222.00 (1a)	\$ 46,222.00	\$ -
07-06-09	\$ 222,658.00 (1a)	\$ 222,658.00	\$ -
07-06-18	\$ 296,382.00 (1a)	\$ 296,382.00	\$ -
07-06-19	\$ 655,077.00 (1a)	\$ 655,077.00	\$ -
Total	<u>\$ 1,315,339.00</u>	<u>\$ 1,220,339.00</u>	<u>\$ 95,000.00 (*)</u>

(1) Remaining balance @ 6/30/07 (1a) June 2007 resolution for FY08 expenditures

(2) Projected Unencumbered Balance equals Fund Balance plus FY08 Projected Revenue  
(for remainder of fiscal year) minus Unexpended Adopted Resolutions, plus Other Financing Sources.

(\*) Resolutions which have been encumbered will not be expended until funds become available.

**PRTC NET FUEL TAX COLLECTIONS**  
**FY07 and FY08**



MONTHLY FINANCIAL REPORT FOR CITY OF MANASSAS PARK  
FOR THE ELEVEN MONTHS ENDING MAY 31, 2008

FY08 Beginning Fund Balance \$ 2,136,577.28 (1)

	Current Month	Year To Date
Gross Tax Revenue	\$ 127,010.65	\$ 848,611.57
Less: State Admin. Cost	\$ (192.77)	\$ (3,625.32)
Net Tax Revenue	\$ 126,817.88	\$ 844,986.25
Interest from Investment	\$ 5,559.47	\$ 83,206.49
Total Tax & Investment Revenue	\$ 132,377.35	\$ 928,192.74
Expenditures/Transfers	\$ -	\$ (505,260.00)
Reimbursement From Other Governments	\$ -	\$ -
PRTC Operating Fund Balance	\$ -	\$ 59,437.00
FUND BALANCE (BEFORE UNEXPENDED ADOPTED RESOLUTIONS)		
PLUS YEAR TO DATE REVENUE LESS EXPENDITURES		<u>\$ 2,618,947.02</u>
 FY08 Projected 2% Motor Fuel Revenue (for remainder of fiscal year)		-
LESS: Unexpended Adopted Resolutions		\$ (850,000.00) (*)
Other Financing Sources/(Uses)		
Claims and Judgments	\$0.00	\$0.00
Jurisdictional Reimbursement	\$0.00	\$0.00
Total Projected Unencumbered Balance		<u>\$ 1,768,947.02</u> (2)

ADOPTED RESOLUTIONS	AMOUNT	EXPENDITURES	BALANCE
05-03-05	\$ - (1)	\$ -	\$ -
06-06-09	\$ 400,000.00 (1)	\$ -	\$ 400,000.00
07-06-18	\$ 145,686.00 (1a)	\$ 145,686.00	\$ -
07-06-19	\$ 359,574.00 (1a)	\$ 359,574.00	\$ -
07-07-09	\$ 450,000.00	\$ -	\$ 450,000.00
 Total	 \$ 1,355,260.00	 \$ 505,260.00	 \$ 850,000.00 (*)


(1) Remaining balance @ 6/30/07 (1a) June 2007 resolution for FY08 expenditures

(2) Projected Unencumbered Balance equals Fund Balance plus FY08 Projected Revenue  
(for remainder of fiscal year) minus Unexpended Adopted Resolutions, plus Other Financing Sources.

(\*) Resolutions which have been encumbered will not be expended until funds become available.

# PRIC NET FUEL TAX COLLECTIONS

## FY07 and FY08



MONTHLY FINANCIAL REPORT FOR CITY OF FREDERICKSBURG  
FOR THE ELEVEN MONTHS ENDING MAY 31, 2008

FY08 Beginning Fund Balance \$ 5,273,916.30 (1)

	Current Month	Year To Date
Gross Tax Revenue	\$ 206,253.16	\$ 1,471,064.19
Less: State Admin. Cost	\$ (313.04)	\$ (6,276.29)
Net Tax Revenue	\$ 205,940.12	\$ 1,464,787.90
Interest from Investment	\$ 12,739.87	\$ 206,743.85
Total Tax & Investment Revenue	\$ 218,679.99	\$ 1,671,531.75
Expenditures/Transfers	\$ (298,784.57)	\$ (1,263,414.24)
Reimbursement From Other Governments (State Grant)	\$ -	\$ -
PRTC Operating Fund Balance	\$ -	\$ 14,596.00
FUND BALANCE (BEFORE UNEXPENDED ADOPTED RESOLUTIONS)		
PLUS YEAR TO DATE REVENUE LESS EXPENDITURES		<u>\$ 5,696,629.81</u>
FY08 Projected 2% Motor Fuel Revenue (for remainder of fiscal year)		27,760.10
LESS: Unexpended Adopted Resolutions		\$ (2,712,321.93) (*)
Other Financing Sources/(Uses)		
Claims and Judgments	\$0.00	\$0.00
Jurisdictional Reimbursement	<u>\$0.00</u>	<u>\$0.00</u>
Total Projected Unencumbered Balance		<u>\$ 3,012,067.98</u> (2)

ADOPTED RESOLUTIONS	AMOUNT	EXPENDITURES	BALANCE
06-05-05	\$ 984,920.00 (1)	\$ 280,482.50	\$ 704,437.50
06-09-09	\$ 385,507.00 (1)	\$ -	\$ 385,507.00
07-02-05	\$ 758,895.00 (1)	\$ 284,544.00	\$ 474,351.00
07-06-06	\$ 53,997.00 (1)	\$ 53,997.00	\$ -
07-06-07	\$ 297.17 (1)	\$ 297.17	\$ -
07-06-18	\$ 14,596.00 (1a)	\$ 14,596.00	\$ -
07-06-19	\$ 330,713.00 (1a)	\$ 330,713.00	\$ -
08-02-06	<u>\$ 1,446,811.00</u>	<u>\$ 298,784.57</u>	<u>\$ 1,148,026.43</u>
Total	<u>\$ 3,975,736.17</u>	<u>\$ 1,263,414.24</u>	<u>\$ 2,712,321.93</u> (*)

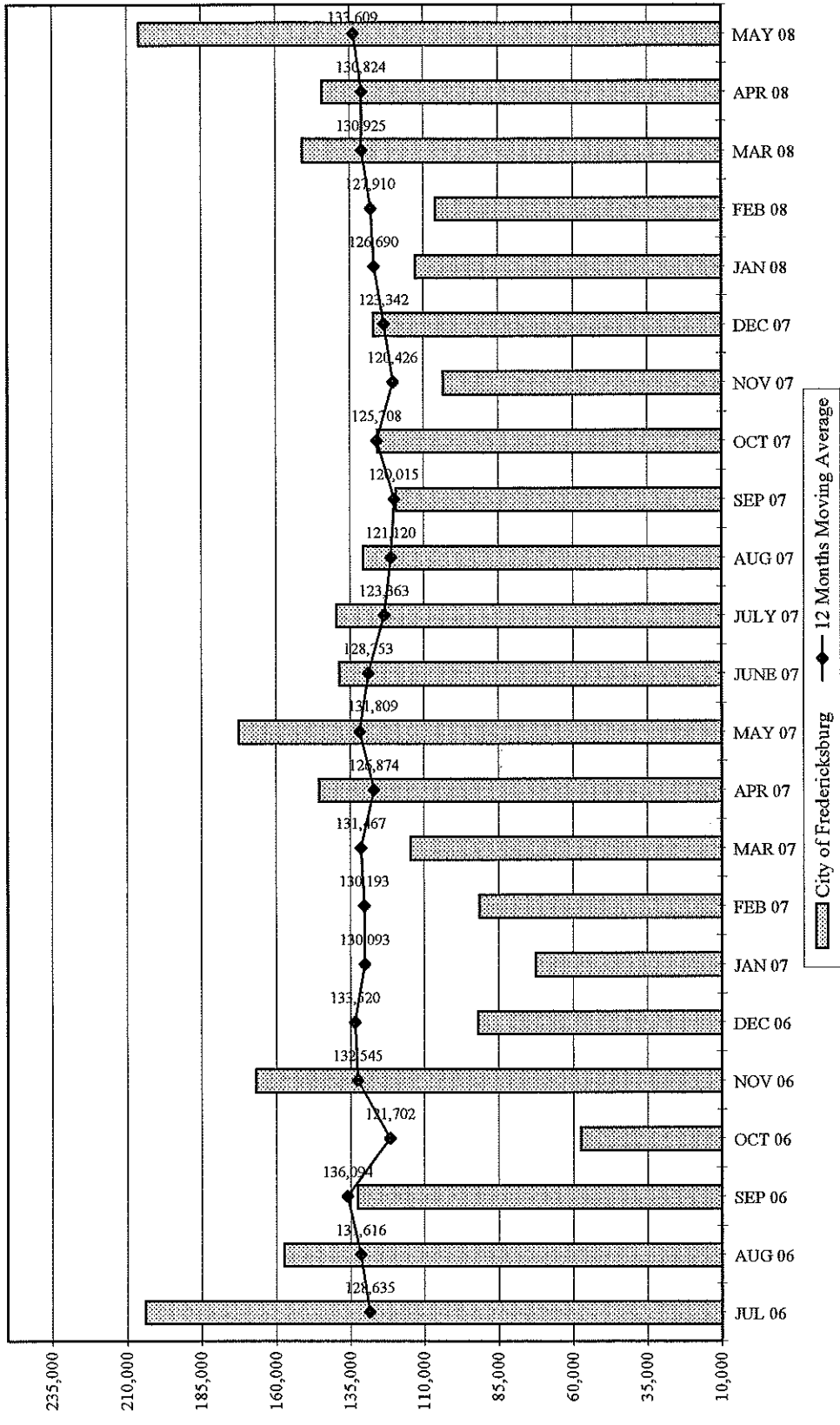
(1) Remaining balance @ 6/30/07 (1a) June 2007 resolution for FY08 expenditures

(2) Projected Unencumbered Balance equals Fund Balance plus FY08 Projected Revenue  
(for remainder of fiscal year) minus Unexpended Adopted Resolutions, plus Other Financing Sources.

(\*) Resolutions which have been encumbered will not be expended until funds become available.

# PRTC NET FUEL TAX COLLECTIONS

## FY07 and FY08



**MONTHLY JURISDICTIONAL FINANCIAL REPORT**  
**(for the month ending June 30, 2008)**

**Fuel Tax Revenues  
Budget to Actual  
Twelve Months Ended June 2008**

	<b>FY08 YTD Budget</b>	<b>FY08 YTD Actual</b>	<b>Variance %</b>	<b>Variance \$</b>
Prince William County	12,490,749	13,551,389	8%	1,060,640
Stafford	4,283,052	4,600,260	7%	317,208
Manassas	1,411,320	1,694,027	20%	282,707
Manassas Park	833,901	975,232	17%	141,331
Fredericksburg	1,492,548	1,607,800	8%	115,252
<b>Total</b>	<b>20,511,570</b>	<b>22,428,708</b>	<b>9%</b>	<b>1,917,138</b>

MONTHLY FINANCIAL REPORT FOR ALL JURISDICTIONS  
FOR THE TWELVE MONTHS ENDING JUNE 30, 2008

FY08 Beginning Fund Balance		\$ 27,402,143.34 (1)
	<u>Current Month</u>	<u>Year To Date</u>
Gross Tax Revenue	\$ 2,317,757.43	\$ 22,527,325.63
Less: State Admin. Cost	\$ (12,205.77)	\$ (98,617.08)
Net Tax Revenue	\$ 2,305,551.66	\$ 22,428,708.55
Interest from Investment	\$ 60,594.63	\$ 1,003,195.92
Total Tax & Investment Revenue	\$ 2,366,146.29	\$ 23,431,904.47
Expenditures/Transfers	\$ (754,407.45)	\$ (23,014,121.69)
Transfer from PWC	\$ -	\$ 700,000.00
Reimbursement from Other Governments	\$ 140,595.00	\$ 750,242.00
PRTC Operating Fund Balance	\$ -	\$ 4,736,197.00
FUND BALANCE (BEFORE UNEXPENDED ADOPTED RESOLUTIONS)		
PLUS YEAR TO DATE REVENUE LESS EXPENDITURES		\$ 34,006,365.12
FY08 Projected 2% Motor Fuel Revenue (for remainder of fiscal year)		\$ -
FY08 Projected State Debt Service Grant (for remainder of fiscal year)		\$ -
LESS: Unexpended Adopted Resolutions		\$ (3,202,914.48) (*)
Other Financing Sources/(Uses)		
Claims and Judgments	-	-
Jurisdictional Reimbursement	\$0.00	\$0.00
Total Projected Unencumbered Balance		<u>\$ 30,803,450.64 (2)</u>

<u>ADOPTED RESOLUTIONS</u>	<u>AMOUNT</u>	<u>EXPENDITURES</u>	<u>BALANCE</u>
05-03-05	\$ - (1)	\$ -	\$ -
06-05-05	\$ 984,920.00 (1)	\$ 280,482.50	\$ 704,437.50
06-06-09	\$ 400,000.00 (1)	\$ -	\$ 400,000.00
06-06-15	\$ - (1)	\$ -	\$ -
06-09-08	\$ 95,000.00 (1)	\$ -	\$ 95,000.00
06-09-09	\$ 385,507.00 (1)	\$ -	\$ 385,507.00
07-02-05	\$ 758,895.00 (1)	\$ 284,829.02	\$ 474,065.98
07-06-05	\$ 876,942.00 (1a)	\$ 876,942.00	\$ -
07-06-06	\$ 53,997.00 (1)	\$ 53,997.00	\$ -
07-06-07	\$ 297.17 (1)	\$ 297.17	\$ -
07-06-08	\$ 46,222.00 (1a)	\$ 46,222.00	\$ -
07-06-09	\$ 222,658.00 (1a)	\$ 222,658.00	\$ -
07-06-10	\$ 647,552.00 (1a)	\$ 647,552.00	\$ -
07-06-18	\$ 10,117,400.00 (1a)	\$ 10,117,400.00	\$ -
07-06-19	\$ 8,399,975.00 (1a)	\$ 8,399,975.00	\$ -
07-07-09	\$ 450,000.00	\$ -	\$ 450,000.00
07-11-08	\$ 181,548.00	\$ 181,548.00	\$ -
08-02-05	\$ 300,000.00	\$ -	\$ 300,000.00
08-02-06	\$ 1,446,811.00	\$ 1,052,907.00	\$ 393,904.00
08-02-07	\$ 347,781.00	\$ 347,781.00	\$ -
08-05-05	\$ 501,531.00	\$ 501,531.00	\$ -
Total	<u>\$ 26,217,036.17</u>	<u>\$ 23,014,121.69</u>	<u>\$ 3,202,914.48 (*)</u>


(1) Remaining balance @ 6/30/07 (1a) June 2007 resolution for FY08 expenditures

(2) Projected Unencumbered Balance equals Fund Balance plus FY08 Projected Revenue  
(for remainder of fiscal year) minus Unexpended Adopted Resolutions, plus Other Financing Sources.

(\*) Resolutions which have been encumbered will not be expended until funds become available.

# PRTC NET FUEL TAX COLLECTIONS

FY07 and FY08



\* Stafford's amount includes \$88,664.95 in backpayments from a fuel vendor for the period September 2004 - April 2005.

MONTHLY FINANCIAL REPORT FOR PRINCE WILLIAM COUNTY  
FOR THE TWELVE MONTHS ENDING JUNE 30, 2008

FY08 Beginning Fund Balance		<u>\$ 14,819,059.62 (1)</u>
	<u>Current Month</u>	<u>Year To Date</u>
Gross Tax Revenue	\$ 1,439,072.67	\$ 13,611,035.73
Less: State Admin. Cost	\$ (7,578.44)	\$ (59,646.40)
Net Tax Revenue	\$ 1,431,494.23	\$ 13,551,389.33
Interest from Investment	\$ 31,930.52	\$ 518,565.76
Total Tax & Investment Revenue	\$ 1,463,424.75	\$ 14,069,955.09
Expenditures/Transfers	\$ -	\$ (15,772,339.00)
Transfer from PWC	\$ -	\$ 700,000.00
Reimbursement from Other Governments (State Debt Service Grant)	\$ 140,595.00	\$ 548,632.00
PRTC Operating Fund Balance	\$ -	\$ 4,511,165.00
FUND BALANCE (BEFORE UNEXPENDED ADOPTED RESOLUTIONS)		
PLUS YEAR TO DATE REVENUE LESS EXPENDITURES		<u>\$ 18,876,472.71</u>
FY08 Projected 2% Motor Fuel Revenue (for remainder of fiscal year)		-
FY08 Projected State Debt Service Grant (for remainder of fiscal year)		-
LESS: Unexpended Adopted Resolutions		\$ (300,000.00) (*)
Other Financing Sources/(Uses)		
Claims and Judgments	0.00	-
Jurisdictional Reimbursement	\$0.00	<u>\$0.00</u>
Total Projected Unencumbered Balance		<u>\$ 18,576,472.71 (2)</u>

<u>ADOPTED RESOLUTIONS</u>	<u>AMOUNT</u>	<u>EXPENDITURES</u>	<u>BALANCE</u>
06-06-15	\$ - (1)	\$ -	\$ -
07-06-05	\$ 876,942.00 (1a)	\$ 876,942.00	\$ -
07-06-10	\$ 647,552.00 (1a)	\$ 647,552.00	\$ -
07-06-18	\$ 9,622,969.00 (1a)	\$ 9,622,969.00	\$ -
07-06-19	\$ 4,624,876.00 (1a)	\$ 4,624,876.00	\$ -
08-02-05	<u>\$ 300,000.00</u>	<u>\$ -</u>	<u>\$ 300,000.00</u>
Total	\$ 16,072,339.00	\$ 15,772,339.00	\$ 300,000.00 (*)


(1) Remaining balance @ 6/30/07 (1a) June 2007 resolution for FY08 expenditures

(2) Projected Unencumbered Balance equals Fund Balance plus FY08 Projected Revenue  
(for remainder of fiscal year) minus Unexpended Adopted Resolutions, plus Other Financing Sources.

(\*) Resolutions which have been encumbered will not be expended until funds become available.

# PRTC NET FUEL TAX COLLECTIONS

## FY07 and FY08



MONTHLY FINANCIAL REPORT FOR STAFFORD COUNTY  
FOR THE TWELVE MONTHS ENDING JUNE 30, 2008

FY08 Beginning Fund Balance \$ 3,213,080.63 (1)

	Current Month	Year To Date
Gross Tax Revenue	\$ 485,933.13	\$ 4,620,413.17
Less: State Admin. Cost	\$ (2,559.02)	\$ (20,153.64)
Net Tax Revenue	\$ 483,374.11	\$ 4,600,259.53
Interest from Investment	\$ 6,758.90	\$ 103,987.76
Total Tax & Investment Revenue	\$ 490,133.01	\$ 4,704,247.29
Expenditures/Transfers	\$ -	\$ (3,498,362.00)
Reimbursement From Other Governments	\$ -	\$ -
PRTC Operating Fund Balance	\$ -	\$ 37,767.00
FUND BALANCE (BEFORE UNEXPENDED ADOPTED RESOLUTIONS)		
PLUS YEAR TO DATE REVENUE LESS EXPENDITURES		<u>\$ 4,456,732.92</u>
FY08 Projected 2% Motor Fuel Revenue (for remainder of fiscal year)		-
LESS: Unexpended Adopted Resolutions		\$ - (*)
Other Financing Sources/(Uses)		
Claims and Judgments	\$0.00	\$0.00
Jurisdictional Reimbursement	<u>\$0.00</u>	<u>\$0.00</u>
Total Projected Unencumbered Balance		<u>\$ 4,456,732.92</u> (2)

ADOPTED RESOLUTIONS	AMOUNT	EXPENDITURES	BALANCE
07-06-18	\$ 37,767.00 (1a)	\$ 37,767.00	\$ -
07-06-19	\$ 2,429,735.00 (1a)	\$ 2,429,735.00	\$ -
07-11-08	\$ 181,548.00	\$ 181,548.00	\$ -
08-02-07	\$ 347,781.00	\$ 347,781.00	\$ -
08-05-05	\$ 501,531.00	\$ 501,531.00	\$ -
Total	<u>\$ 3,498,362.00</u>	<u>\$ 3,498,362.00</u>	<u>\$ -</u> (*)

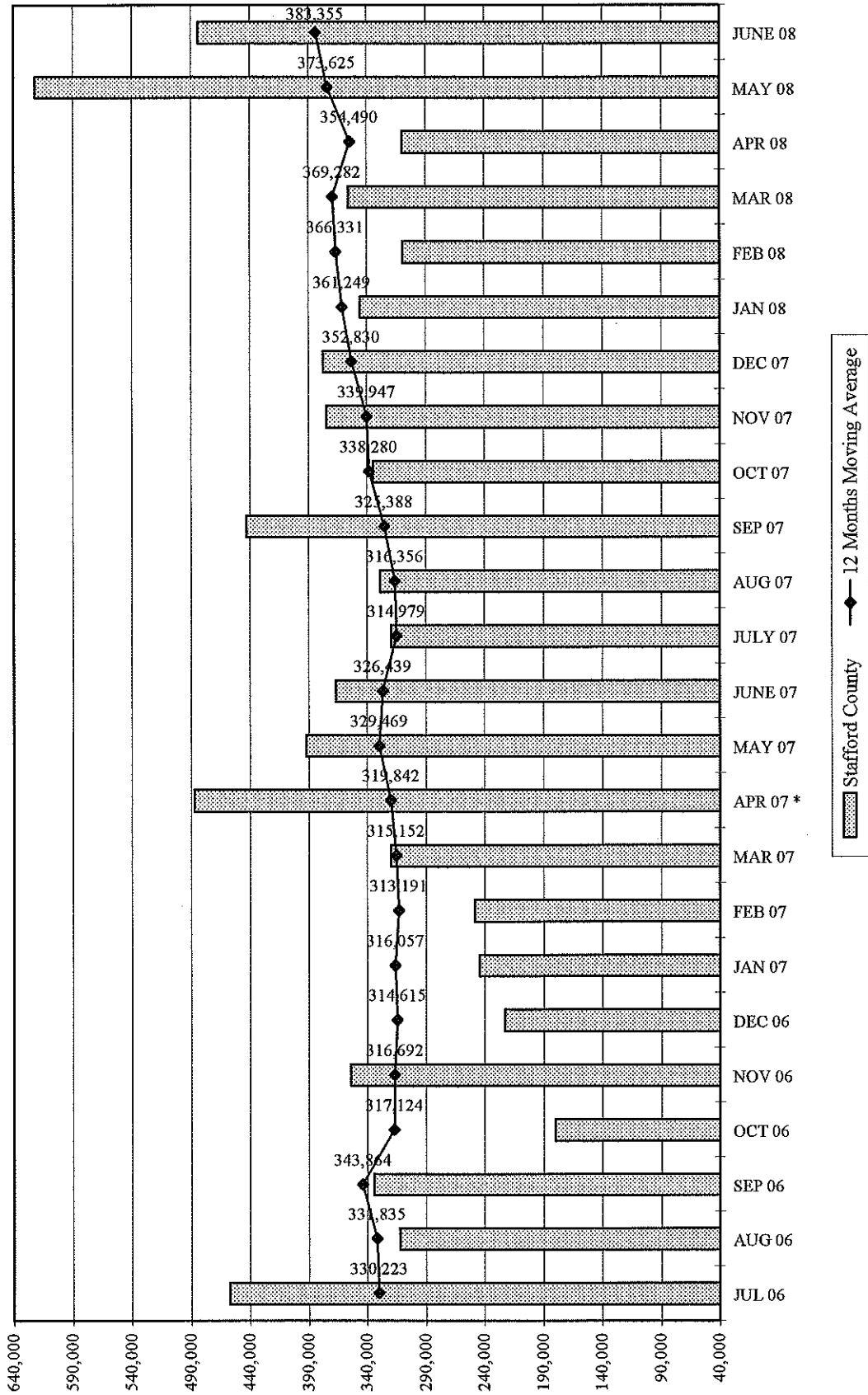
(1) Remaining balance @ 6/30/07 (1a) June 2007 resolution for FY08 expenditures

(2) Projected Unencumbered Balance equals Fund Balance plus FY08 Projected Revenue  
(for remainder of fiscal year) minus Unexpended Adopted Resolutions, plus Other Financing Sources.

(\*) Resolutions which have been encumbered will not be expended until funds become available.

# PRTC NET FUEL TAX COLLECTIONS

## FY07 and FY08



\* Includes \$88,664.95 in backpayments from a fuel vendor for the period September 2004 - April 2005.

MONTHLY FINANCIAL REPORT FOR CITY OF MANASSAS  
FOR THE TWELVE MONTHS ENDING JUNE 30, 2008

FY08 Beginning Fund Balance		<u>\$ 1,959,509.51</u> (1)
	<u>Current Month</u>	<u>Year To Date</u>
Gross Tax Revenue	\$ 118,046.60	\$ 1,701,495.94
Less: State Admin. Cost	\$ (621.66)	\$ (7,468.78)
Net Tax Revenue	\$ 117,424.94	\$ 1,694,027.16
Interest from Investment	\$ 5,175.37	\$ 73,962.22
Total Tax & Investment Revenue	\$ 122,600.31	\$ 1,767,989.38
Expenditures/Transfers	\$ -	\$ (1,220,339.00)
Reimbursement From Other Governments (State Grant)	\$ -	\$ 201,610.00
PRTC Operating Fund Balance	\$ -	\$ 113,232.00
FUND BALANCE (BEFORE UNEXPENDED ADOPTED RESOLUTIONS)		
PLUS YEAR TO DATE REVENUE LESS EXPENDITURES		<u>\$ 2,822,001.89</u>
FY08 Projected 2% Motor Fuel Revenue (for remainder of fiscal year)		-
LESS: Unexpended Adopted Resolutions		\$ (95,000.00) (*)
Other Financing Sources/(Uses)		
Claims and Judgments	\$0.00	\$0.00
Jurisdictional Reimbursement	<u>\$0.00</u>	<u>\$0.00</u>
Total Projected Unencumbered Balance		<u>\$ 2,727,001.89</u> (2)


ADOPTED RESOLUTIONS	<u>AMOUNT</u>	<u>EXPENDITURES</u>	<u>BALANCE</u>
06-09-08	\$ 95,000.00 (1)	\$ -	\$ 95,000.00
07-06-08	\$ 46,222.00 (1a)	\$ 46,222.00	\$ -
07-06-09	\$ 222,658.00 (1a)	\$ 222,658.00	\$ -
07-06-18	\$ 296,382.00 (1a)	\$ 296,382.00	\$ -
07-06-19	\$ 655,077.00 (1a)	\$ 655,077.00	\$ -
Total	<u>\$1,315,339.00</u>	<u>\$ 1,220,339.00</u>	<u>\$ 95,000.00</u> (*)

(1) Remaining balance @ 6/30/07 (1a) June 2007 resolution for FY08 expenditures

(2) Projected Unencumbered Balance equals Fund Balance plus FY08 Projected Revenue  
(for remainder of fiscal year) minus Unexpended Adopted Resolutions, plus Other Financing Sources.

(\*) Resolutions which have been encumbered will not be expended until funds become available.

PRTC NET FUEL TAX COLLECTIONS  
 FY07 and FY08



MONTHLY FINANCIAL REPORT FOR CITY OF MANASSAS PARK  
FOR THE TWELVE MONTHS ENDING JUNE 30, 2008

FY08 Beginning Fund Balance \$ 2,136,577.28 (1)

	Current Month	Year To Date
Gross Tax Revenue	\$ 130,935.38	\$ 979,546.95
Less: State Admin. Cost	\$ (689.53)	\$ (4,314.85)
Net Tax Revenue	\$ 130,245.85	\$ 975,232.10
Interest from Investment	\$ 5,218.56	\$ 88,425.05
Total Tax & Investment Revenue	\$ 135,464.41	\$ 1,063,657.15
Expenditures/Transfers	\$ -	\$ (505,260.00)
Reimbursement From Other Governments	\$ -	\$ -
PRTC Operating Fund Balance	\$ -	\$ 59,437.00
FUND BALANCE (BEFORE UNEXPENDED ADOPTED RESOLUTIONS)		
PLUS YEAR TO DATE REVENUE LESS EXPENDITURES		<u>\$ 2,754,411.43</u>

FY08 Projected 2% Motor Fuel Revenue  
(for remainder of fiscal year) -

LESS: Unexpended Adopted Resolutions \$ (850,000.00) (\*)

Other Financing Sources/(Uses)		
Claims and Judgments	\$0.00	\$0.00
Jurisdictional Reimbursement	\$0.00	\$0.00

Total Projected Unencumbered Balance \$ 1,904,411.43 (2)


ADOPTED RESOLUTIONS	AMOUNT	EXPENDITURES	BALANCE
05-03-05	\$ - (1)	\$ -	\$ -
06-06-09	\$ 400,000.00 (1)	\$ -	\$ 400,000.00
07-06-18	\$ 145,686.00 (1a)	\$ 145,686.00	\$ -
07-06-19	\$ 359,574.00 (1a)	\$ 359,574.00	\$ -
07-07-09	\$ 450,000.00	\$ -	\$ 450,000.00
	\$ 1,355,260.00	\$ 505,260.00	\$ 850,000.00 (*)

(1) Remaining balance @ 6/30/07 (1a) June 2007 resolution for FY08 expenditures

(2) Projected Unencumbered Balance equals Fund Balance plus FY08 Projected Revenue  
(for remainder of fiscal year) minus Unexpended Adopted Resolutions, plus Other Financing Sources.

(\*) Resolutions which have been encumbered will not be expended until funds become available.

PRTC NET FUEL TAX COLLECTIONS  
 FY07 and FY08



MONTHLY FINANCIAL REPORT FOR CITY OF FREDERICKSBURG  
FOR THE TWELVE MONTHS ENDING JUNE 30, 2008

FY08 Beginning Fund Balance \$ 5,273,916.30 (1)

	Current Month	Year To Date
Gross Tax Revenue	\$ 143,769.65	\$ 1,614,833.84
Less: State Admin. Cost	\$ (757.12)	\$ (7,033.41)
Net Tax Revenue	\$ 143,012.53	\$ 1,607,800.43
Interest from Investment	\$ 11,511.28	\$ 218,255.13
Total Tax & Investment Revenue	\$ 154,523.81	\$ 1,826,055.56
Expenditures/Transfers	\$ (754,407.45)	\$ (2,017,821.69)
Reimbursement From Other Governments (State Grant)	\$ -	\$ -
PRTC Operating Fund Balance	\$ -	\$ 14,596.00
FUND BALANCE (BEFORE UNEXPENDED ADOPTED RESOLUTIONS)		
PLUS YEAR TO DATE REVENUE LESS EXPENDITURES		<u>\$ 5,096,746.17</u>
 FY08 Projected 2% Motor Fuel Revenue (for remainder of fiscal year)		 -
LESS: Unexpended Adopted Resolutions		\$ (1,957,914.48) (*)
Other Financing Sources/(Uses)		
Claims and Judgments	\$0.00	\$0.00
Jurisdictional Reimbursement	<u>\$0.00</u>	<u>\$0.00</u>
Total Projected Unencumbered Balance		<u><u>\$ 3,138,831.69 (2)</u></u>

ADOPTED RESOLUTIONS	AMOUNT	EXPENDITURES	BALANCE
06-05-05	\$ 984,920.00 (1)	\$ 280,482.50	\$ 704,437.50
06-09-09	\$ 385,507.00 (1)	\$ -	\$ 385,507.00
07-02-05	\$ 758,895.00 (1)	\$ 284,829.02	\$ 474,065.98
07-06-06	\$ 53,997.00 (1)	\$ 53,997.00	\$ -
07-06-07	\$ 297.17 (1)	\$ 297.17	\$ -
07-06-18	\$ 14,596.00 (1a)	\$ 14,596.00	\$ -
07-06-19	\$ 330,713.00 (1a)	\$ 330,713.00	\$ -
08-02-06	<u>\$ 1,446,811.00</u>	<u>\$ 1,052,907.00</u>	<u>\$ 393,904.00</u>
Total	<u>\$ 3,975,736.17</u>	<u>\$ 2,017,821.69</u>	<u>\$ 1,957,914.48 (*)</u>

(1) Remaining balance @ 6/30/07 (1a) June 2007 resolution for FY08 expenditures

(2) Projected Unencumbered Balance equals Fund Balance plus FY08 Projected Revenue  
(for remainder of fiscal year) minus Unexpended Adopted Resolutions, plus Other Financing Sources.

(\*) Resolutions which have been encumbered will not be expended until funds become available.

# PRTC NET FUEL TAX COLLECTIONS

## FY07 and FY08

